














Model : CF 8609
(3' Twin / 4'6" Full / 5' Queen)

Assembly Instruction

A	 Headboard	1 pc
B	 Footboard	1 pc
C	 Siderail	2 pcs
D	 D1 D2 Headboard Legs	2 pcs
E	 Footboard Leg	2 pcs
F	 Slat	3 pcs
G	 Support Leg	3 pcs
H	 JCBC M6 X 40	9 pcs
I	 JCBC M6 X 50	2 pcs
J	 Spring Washer	6 pcs
K	 M4 x 100mm	1 pc
L	 M5 x 70mm	1 pc
M	 CSK M4 x 32mm	6 pcs

