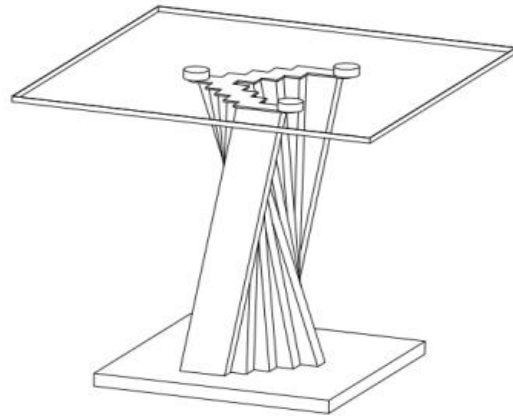


# Side table

## Assembly Instruction



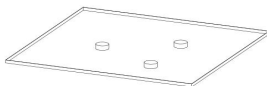
ASSEMBLY TIME PER UNIT:

20MINUTES

### PARTS IDENTIFICATION





#### B1:TOP GLASS

**A** TOP GLASS



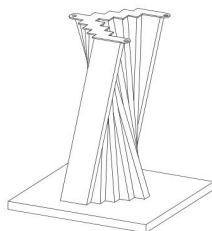
1pc

#### HARDWARE LIST

NO.	DESCRIPTION	FIGURE	QTY
1	Allen wrench 6MM		1
2	Bolts M6x10		3
3	spring shim		3
4	Flat washer		3

#### B2:BASE

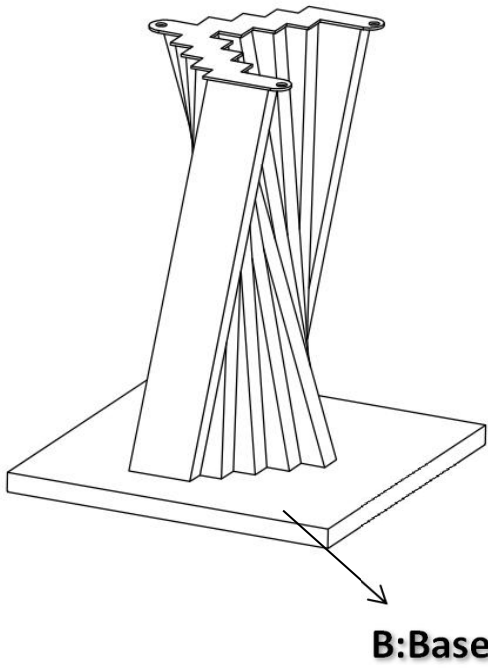
**B** BASE



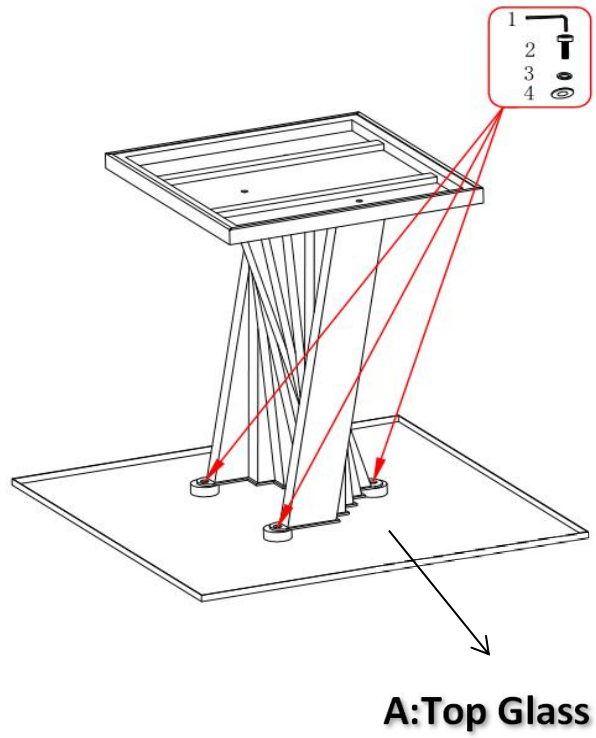
1PC

Hardware pack is located in BASE BOX

### STEP 1



### STEP 2



### STEP 3

