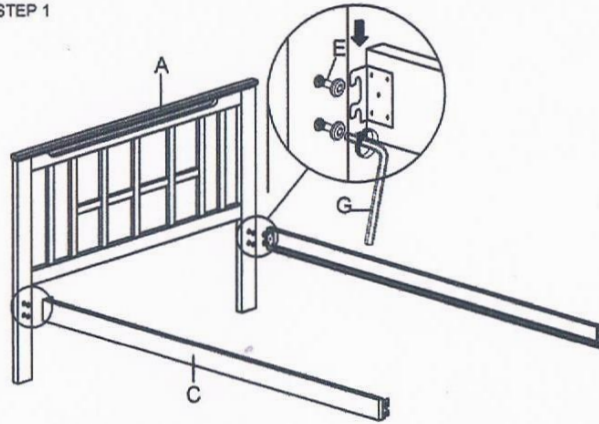


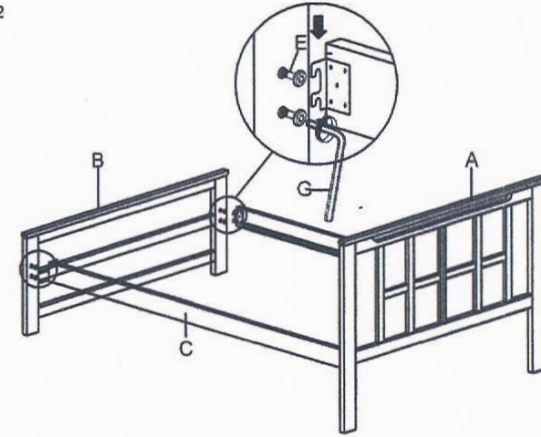
ASSEMBLY INSTRUCTION

NO.	PART LIST	QTY
A	HEADBOARD	1PC
B	FOOTBOARD	1PC
C	SIDE RAIL	2PCS
D	SLAT	12PCS
1	C/SLAT	1PC
2	C/LEG	3PCS
NO.	HARDWARE LIST	QTY
3	BASE GLIDE M6 X 23mm	3PCS
E	JCBB M8 x 15mm	8PCS
F	CSK M4 x 32mm	9PCS
G	ALLEN KEY M5	1PCS
H	ALLEN KEY M4	1PCS
I	JCBC M6 x 40mm	3PCS

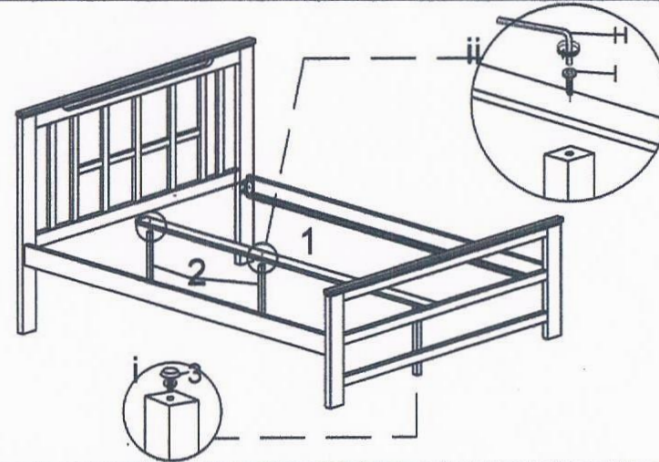
STEP 1



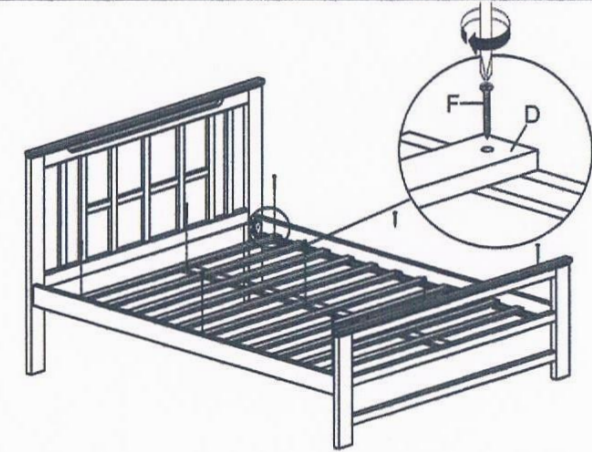
STEP 2



STEP 3



STEP 4



ASSEMBLY COMPLETED

