



SPORTZ[®]

STRAP PROTECTORS MODEL 44444

SLIDE OVER YOUR NAPIER TRUCK TENT STRAPS TO PREVENT ANY (UNLIKELY) DAMAGE

CONTAINS 6 FUZZY STRAP PROTECTING SLEEVES

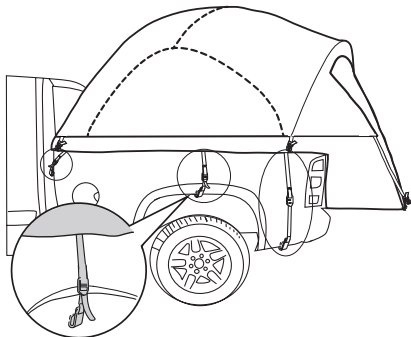


SPORTZ[®]

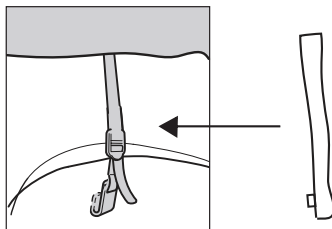
STRAP PROTECTORS MODEL 44444

INSTALLATION INSTRUCTIONS

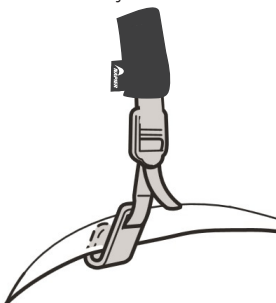
1. Locate the truck tent straps with the J hooks (3 on each side of the tent).



2. Slide the strap protector over the straps completely by inserting the J hook into the open end of the strap protector and feeding it through.



3. Secure the J hooks on the appropriate areas of the truck body.



4. If the tent straps are too loose, tighten by pulling the webbing.

Remember, the straps should not be too tight.



WARNING

- Keep all flame and heat sources away from the tent fabric. The tent is made with flame-resistant fabric which meets CPAI-84 specifications. This does not make it fireproof. The fabric will burn if left in contact with any flame source. The application of any foreign substance to the tent fabric may render the flame-resistant properties ineffective.
- To prevent carbon monoxide from entering the vehicle and tent area, do not run the engine, do not cook inside the tent, and do not use a gas heater in the tent. Carbon monoxide is dangerous to your health.
- Engine must be off and exhaust must be fully cooled before tent installation and use.