


# ASSEMBLY INSTRUCTION



**+ Do Not Use  
Power Tools**

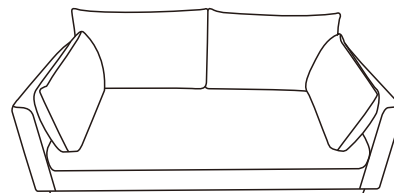


**+ Suggested  
Adults**




## + Parts Included

① LOVESEAT BASE  
1PC



② LEG  
4PCS



## + Hardware Included

**A ALLEN WRENCH**  
Ø5/16 \* 70mm 1PC



**B BOLT**  
M8\*60MM 8PCS



**C WASHER**  
M6\*16MM 8PCS



### NOTE:

- 1 Read instructions cover to cover.
- 2 Save all packaging until assembly is completed.

### 1 IMPORTANT SAFETY INFORMATION

**Do not** assemble the product if any of the following parts arrived damaged:

Part # - Loveseat Base

Part # - leg

**Do not** assemble if any of the following

Hardware parts missing:

Part # - Allen Wrench

Part # - Bolt

Part # - Washer

### 2 IMPORTANT ASSEMBLY INFORMATION

**Assembly Step** If loosening persists, please make sure to tighten all the bolts periodically, or use a thread locker adhesive.

