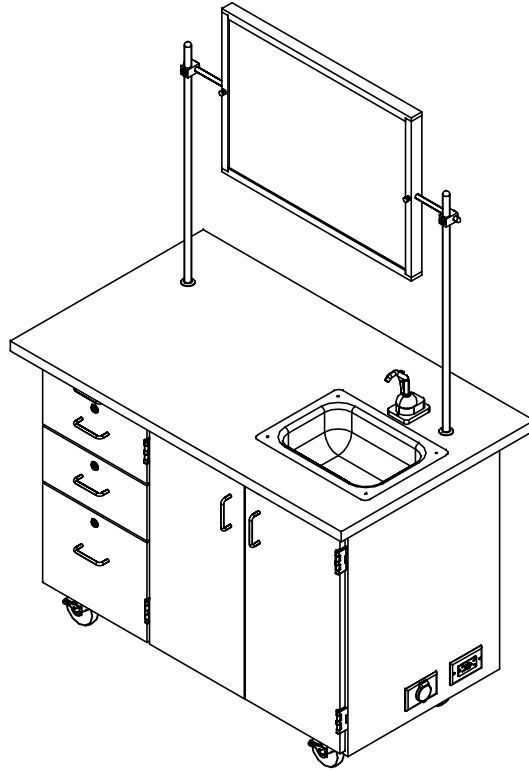


# MOBILE LAB UNITS

4111, 4121, 4222, 4332, 4342, & 4352 SERIES (OAK OR MAPLE)  
ASSEMBLY INSTRUCTIONS



NOTE:

1. MODEL VIEWS MAY NOT REPRESENT EXACT MODEL PURCHASED

DWN BY:	EMK	DWN DATE:	1/29/18
APR BY:		DATE APR:	
APR BY:		DATE APR:	

UNLESS OTHERWISE SPECIFIED  
DIMENSION ARE IN INCHES  
CABINET SQUARENESS  $\pm .0625$   
FRACTIONAL VALUES  $\pm 1/32"$   
- ALL VALUES  $\pm$  OVERALL -



300 South Krueger Street  
Suring, WI 54174  
diversifiedwoodcrafts.com

TITLE:  
MOBILE LAB UNITS  
ASSEMBLY INSTRUCTIONS

A	CREATED ASSEMBLY INSTRUCTIONS	1/29/18	EMK	-
REV.	DESCRIPTION	DATE	NAME	ECN NO.

REVISION LEVEL

THIS DRAWING IS THE SOLE PROPERTY OF  
DIVERSIFIED WOOD CRAFTS. IT MAY NOT  
BE ALTERED OR CHANGED WITHOUT  
PERMISSION

DRAWING NUMBER:

MOBILE LAB UNITS

SCALE:

NTS

SHEET:

1 OF 9

REVISION:

REV A

**TOOLS REQUIRED** $\frac{1}{2}$ " WRENCH

ADJUSTABLE PLIERS

SCREW DRIVER

**ASSEMBLY COMPONENTS**

ITEMS INCLUDED	PART #	PART DESCRIPTION	QTY
CASTERS	100081	CASTER,4IN SWIVEL TOP PLATE, W/BRAKE	4
CASTER HARDWARE KIT	206509	CASTER,ASSY,HDWRE,16-SCREWS, 16-NUTS	1
**EXTENSION CORD**	100036	ELECTRICAL EXTENSION CORD	1
**HAND PUMP**	100013	PUMP,ROCKET HAND RP800	1
**TUBING**	100015	TUBING, $\frac{3}{8}$ FOR HAND PUMP	2.5
**CROSS BAR**	100007	ROD,CROSSBAR $\frac{1}{2}$ DIA.X 40L	1
**UPRIGHTS**	100004	ROD,UPRIGHT $\frac{3}{4}$ DIA.X 40L	2
**CLAMPS**	100003	ROD CLAMP $\frac{1}{2}$ X $\frac{3}{4}$ ASSY	2
**WATER JUGS**	100118	WATER JUG,2 1/2 GAL RECTANGULAR	2
**GOOSE NECK FIXTURE**	222830	FIXTURE,L081-55WSA GSNCK W/ FLANGE	1

NOTE:

- COMPONENTS VARY WITH STYLE OF MOBILE CABINET PURCHASED.
- \*\*XX\*\* INDICATES ITEMS THAT MAY NOT COME WITH UNIT (DEPENDING ON MODEL PURCHASED).

DWN BY:	EMK	DWN DATE:	1/29/18
APR BY:		DATE APR:	
APR BY:		DATE APR:	

UNLESS OTHERWISE SPECIFIED  
DIMENSION ARE IN INCHES  
CABINET SQUARENESS  $\pm .0625$   
FRACTIONAL VALUES  $\pm 1/32"$   
- ALL VALUES  $\pm$  OVERALL -



300 South Krueger Street  
Suring, WI 54174  
diversifiedwoodcrafts.com

TITLE:  
MOBILE LAB UNITS  
TOOLS AND ASSEMBLY COMPONENTS

A	DESCRIPTION	DATE	NAME	ECN NO.
REV.				
	REVISION LEVEL			

THIS DRAWING IS THE SOLE PROPERTY OF  
DIVERSIFIED WOOD CRAFTS. IT MAY NOT  
BE ALTERED OR CHANGED WITHOUT  
PERMISSION

DRAWING NUMBER:

MOBILE LAB UNITS

SCALE:

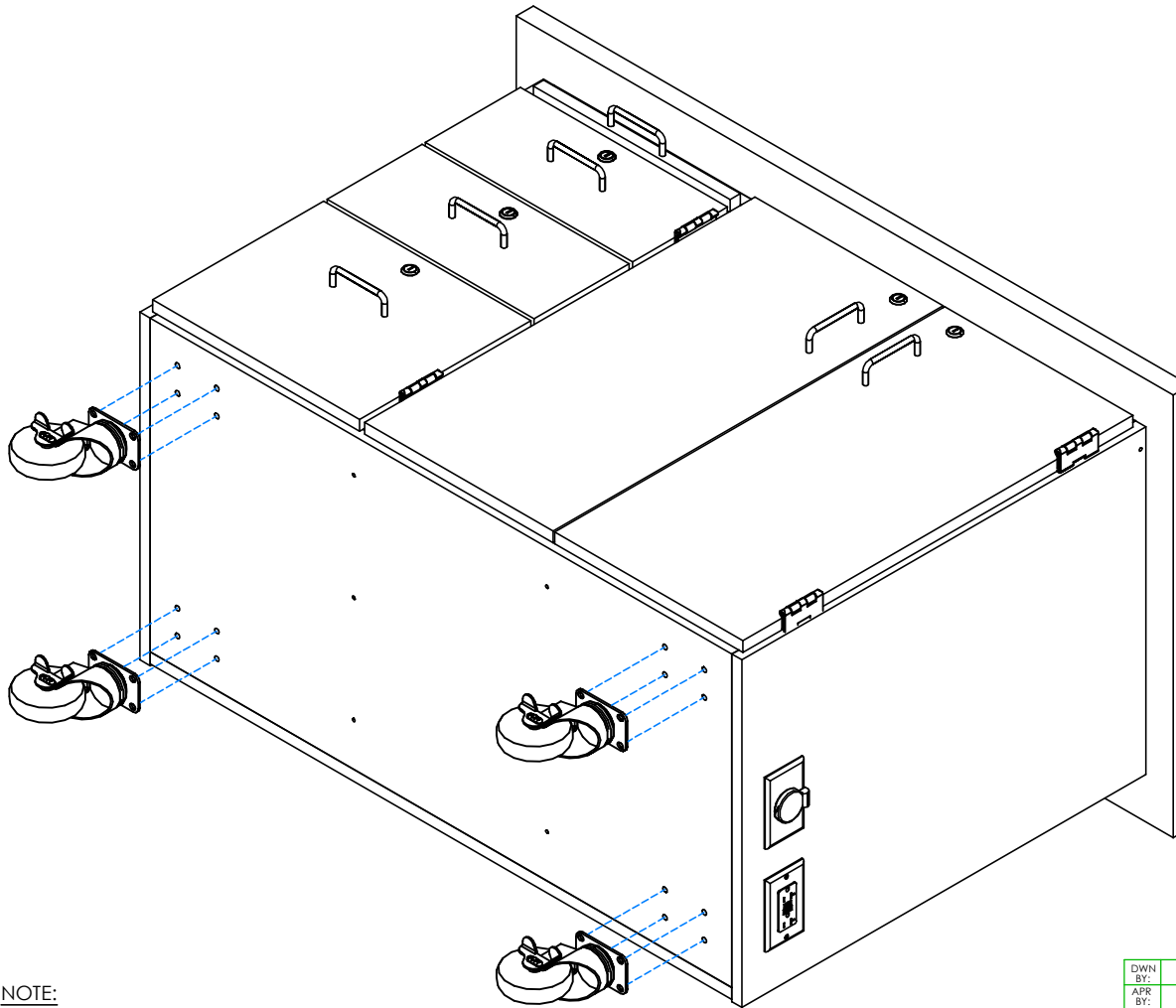
NTS

SHEET:

2 OF 9

REVISION:

REV A



## STEP 1:

- LAY CABINET ON ITS BACK.
- ATTACH CASTERS FROM INSIDE OF CABINET USING HARDWARE PROVIDED.
- IF YOUR CABINET DOES NOT HAVE A HAND PUMP, WATER FIXTURE, OR UPRIGHTS AND A CROSSBAR, SKIP TO STEP 6.

**\*\*NOTE\*\***  
BE SURE CABINET IS ON  
A CLEAN SURFACE TO  
PREVENT DAMAGE

## NOTE:

1.

DWN BY:	EMK	DWN DATE:	1/29/18
APR BY:		DATE APR:	
APR BY:		DATE APR:	

UNLESS OTHERWISE SPECIFIED  
DIMENSION ARE IN INCHES  
CABINET SQUARENESS  $\pm .0625$   
FRACTIONAL VALUES  $\pm 1/32"$   
- ALL VALUES  $\pm$  OVERALL -

THIS DRAWING IS THE SOLE PROPERTY OF  
DIVERSIFIED WOOD CRAFTS. IT MAY NOT  
BE ALTERED OR CHANGED WITHOUT  
PERMISSION



300 South Krueger Street  
Suring, WI 54174  
diversifiedwoodcrafts.com

TITLE:  
MOBILE LAB UNITS  
ASSEMBLY INSTRUCTIONS

A	CREATED ASSEMBLY INSTRUCTIONS	1/29/18	EMK	-
REV.	DESCRIPTION	DATE	NAME	ECN NO.

REVISION LEVEL

DRAWING NUMBER:

MOBILE LAB UNITS

SCALE:

NTS

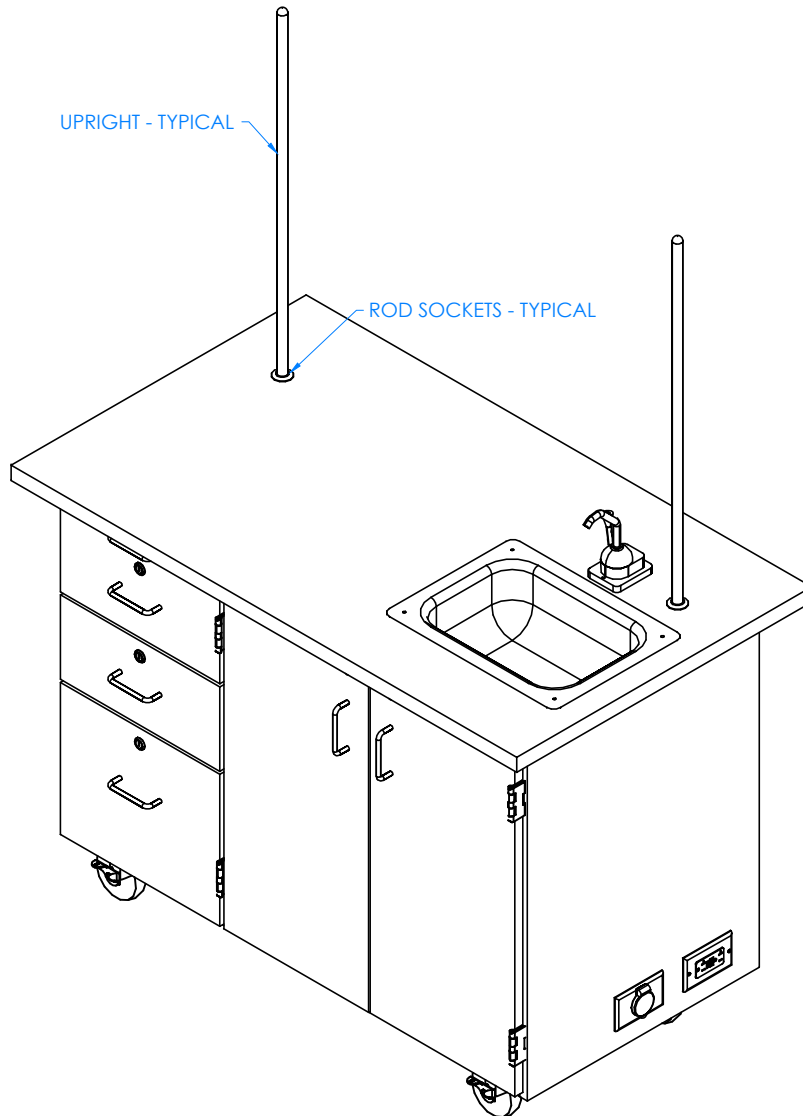
SHEET:

3 OF 9

REVISION:

REV A





## STEP 3:

- INSERT TAPERED END ON UPRIGHTS INTO ROD SOCKETS ON THE TOP.

## NOTE:

1.

DWN BY:	EMK	DWN DATE:	1/29/18
APR BY:		DATE APR:	
APR BY:		DATE APR:	

UNLESS OTHERWISE SPECIFIED  
DIMENSION ARE IN INCHES  
CABINET SQUARENESS  $\pm .0625$   
FRACTIONAL VALUES  $\pm 1/32"$   
- ALL VALUES  $\pm$  OVERALL -

THIS DRAWING IS THE SOLE PROPERTY OF  
DIVERSIFIED WOOD CRAFTS. IT MAY NOT  
BE ALTERED OR CHANGED WITHOUT  
PERMISSION



300 South Krueger Street  
Suring, WI 54174  
diversifiedwoodcrafts.com

TITLE:  
MOBILE LAB UNITS  
ASSEMBLY INSTRUCTIONS

A	CREATED ASSEMBLY INSTRUCTIONS	1/29/18	EMK	-
REV.	DESCRIPTION	DATE	NAME	ECN NO.

REVISION LEVEL

DRAWING NUMBER:

MOBILE LAB UNITS

SCALE:

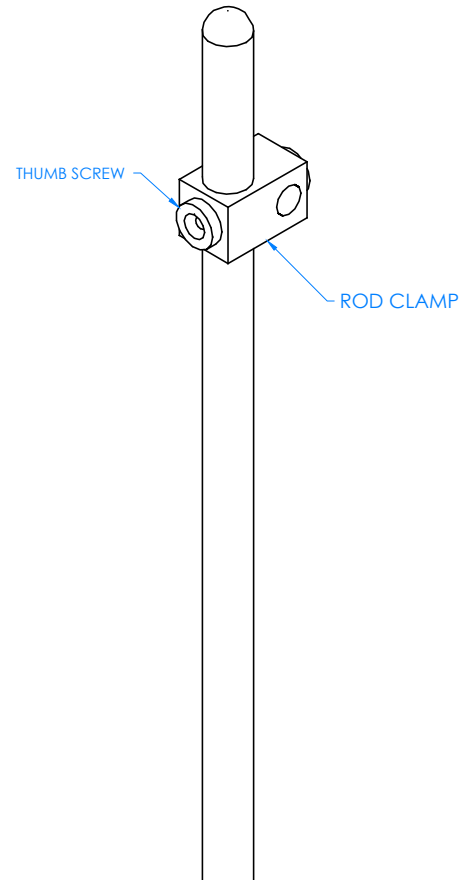
NTS

SHEET:

5 OF 9

REVISION:

REV A



CLOSE UP OF UPRIGHT

## STEP 4:

- SLIDE ROD CLAMPS OVER UPRIGHT AND TIGHTEN IN DESIRED LOCATION USING THUMB SCREWS PROVIDED ON CLAMPS.
- REPEAT ON OTHER UPRIGHT.

NOTE:

1.

DWN BY:	EMK	DWN DATE:	1/29/18
APR BY:		DATE APR:	
APR BY:		DATE APR:	

UNLESS OTHERWISE SPECIFIED  
DIMENSION ARE IN INCHES  
CABINET SQUARENESS  $\pm .0625$   
FRACTIONAL VALUES  $\pm 1/32"$   
- ALL VALUES  $\pm$  OVERALL -

THIS DRAWING IS THE SOLE PROPERTY OF  
DIVERSIFIED WOOD CRAFTS. IT MAY NOT  
BE ALTERED OR CHANGED WITHOUT  
PERMISSION



300 South Krueger Street  
Suring, WI 54174  
diversifiedwoodcrafts.com

TITLE:  
MOBILE LAB UNITS  
ASSEMBLY INSTRUCTIONS

A	CREATED ASSEMBLY INSTRUCTIONS	1/29/18	EMK	-
REV.	DESCRIPTION	DATE	NAME	ECN NO.

REVISION LEVEL

DRAWING NUMBER:

MOBILE LAB UNITS

SCALE:

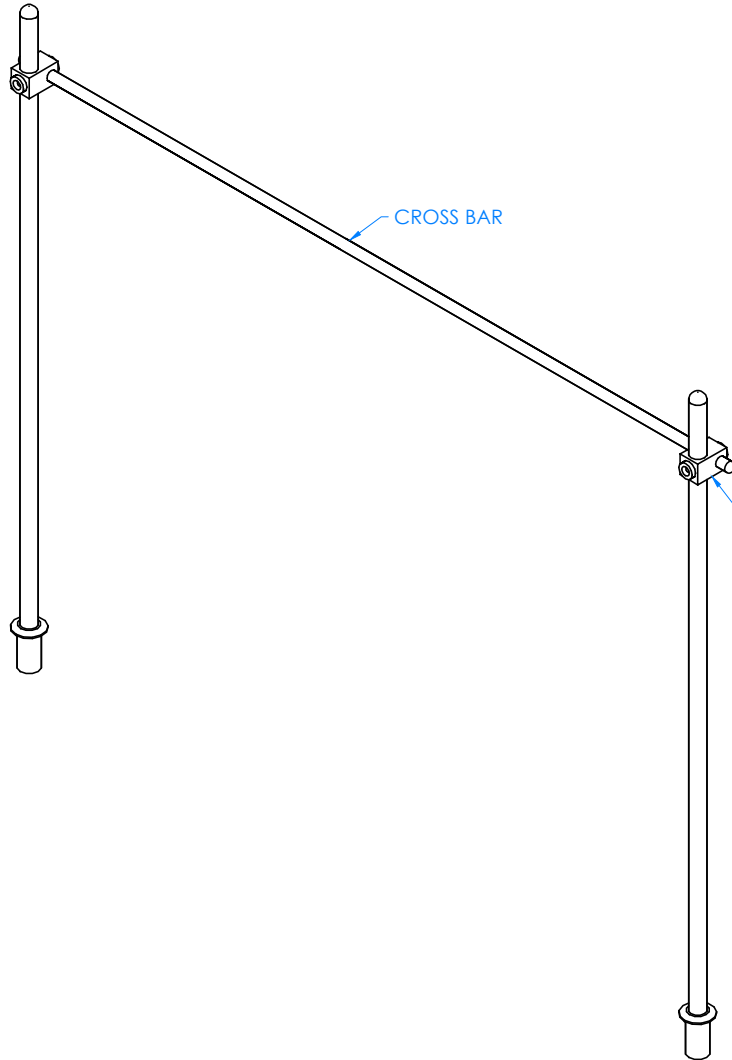
NTS

SHEET:

6 OF 9

REVISION:

REV A



## STEP 5:

- SLIDE CROSS BAR THROUGH ONE CLAMP.
- POSITION OTHER SIDE THROUGH THE OTHER CLAMP.
- IF YOU HAVE A MIRROR/MARKER BOARD, SEE MIRROR/MARKER BOARD ASSEMBLY INSTRUCTIONS FOR PROPER INSTALLMENT.

**\*\*NOTE\*\***  
SOME ROD CLAMP  
ADJUSTMENTS MAY  
BE REQUIRED

## NOTE:

1.

CLOSE UP OF UPRIGHT AND  
CROSSBAR ASSEMBLY

DWN BY:	EMK	DWN DATE:	1/29/18
APR BY:		DATE APR:	
APR BY:		DATE APR:	

UNLESS OTHERWISE SPECIFIED  
DIMENSION ARE IN INCHES  
CABINET SQUARENESS  $\pm .0625$   
FRACTIONAL VALUES  $\pm 1/32"$   
- ALL VALUES  $\pm$  OVERALL -

THIS DRAWING IS THE SOLE PROPERTY OF  
DIVERSIFIED WOOD CRAFTS. IT MAY NOT  
BE ALTERED OR CHANGED WITHOUT  
PERMISSION



300 South Krueger Street  
Suring, WI 54174  
diversifiedwoodcrafts.com

TITLE:  
MOBILE LAB UNITS  
ASSEMBLY INSTRUCTIONS

A	CREATED ASSEMBLY INSTRUCTIONS	1/29/18	EMK	-
REV.	DESCRIPTION	DATE	NAME	ECN NO.

REVISION LEVEL

DRAWING NUMBER:

MOBILE LAB UNITS

SCALE:

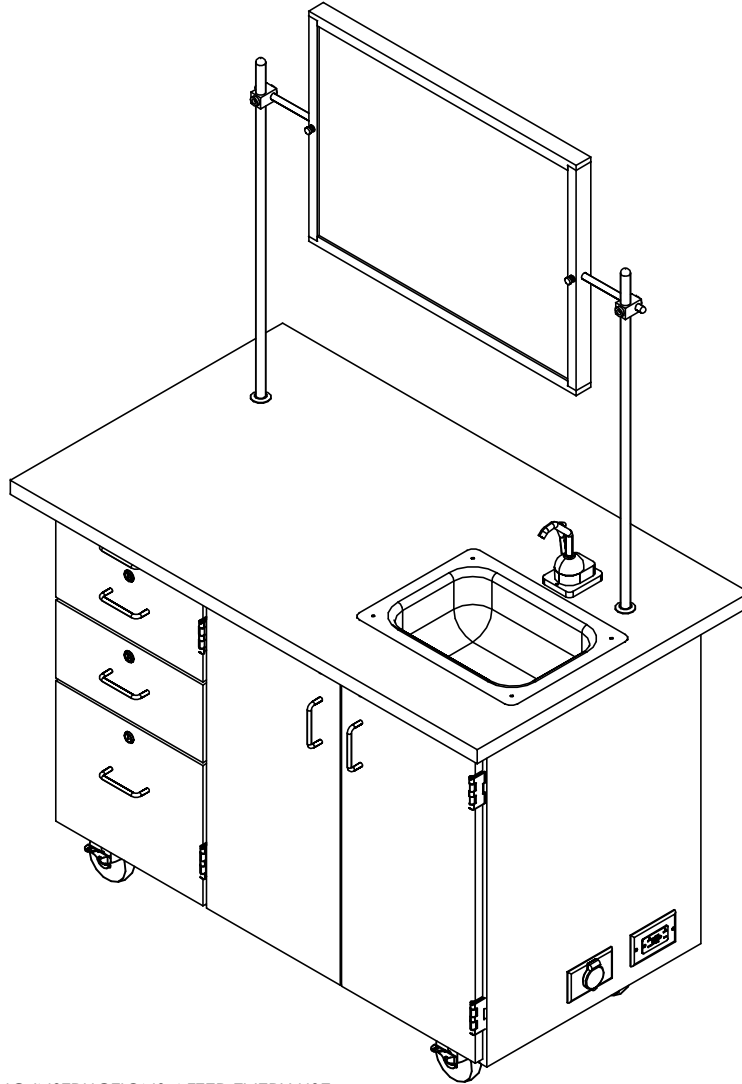
NTS

SHEET:

7 OF 9

REVISION:

REV A



STEP 6:

- SET CABINET IN DESIRED LOCATION.

**NOTE:**

1. RECOMMENDED CLEANING INSTRUCTIONS AFTER EVERY USE:  
EMPTY CLEAN AND WASTE JUGS. RINSE WITH MILD ANTI BACTERIAL SOAP. RUN MILD ANTI BACTERIAL SOAP THROUGH WATER LINES AND HAND PUMP TO INSURE NO BACTERIAL BUILD UP.

COMPLETE UNIT SHOWN

CREATED ASSEMBLY INSTRUCTIONS		1/29/18	EMK	-
REV.	DESCRIPTION	DATE	NAME	ECN NO.
REVISION LEVEL				

DWN BY:	EMK	DWN DATE:	1/29/18
APR BY:		DATE	
APR BY:		DATE	

UNLESS OTHERWISE SPECIFIED  
DIMENSION ARE IN INCHES  
CABINET SQUARENESS ± .0625  
FRACTIONAL VALUES ± 1/32"  
- ALL VALUES ± OVERALL -

THIS DRAWING IS THE SOLE PROPERTY OF  
DIVERSIFIED WOOD CRAFTS. IT MAY NOT  
BE ALTERED OR CHANGED WITHOUT  
PERMISSION



300 South Krueger Street  
Suring, WI 54174  
diversifiedwoodcrafts.com

TITLE:  
MOBILE LAB UNITS  
ASSEMBLY INSTRUCTIONS

DRAWING NUMBER:	SCALE:	SHEET:	REVISION:
MOBILE LAB UNITS	NTS	8 OF 9	REV A