

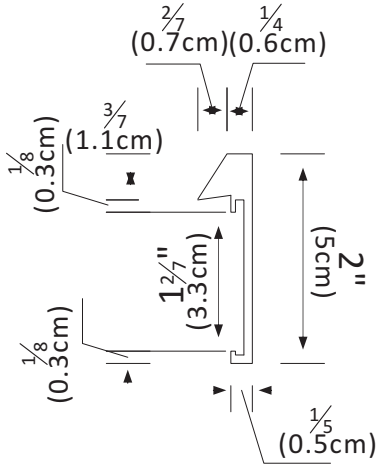
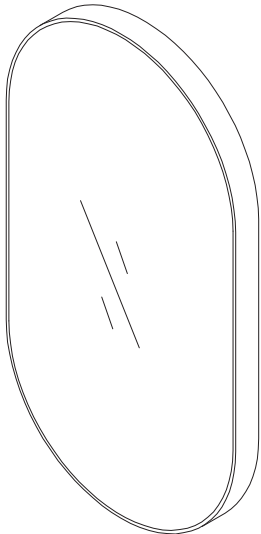
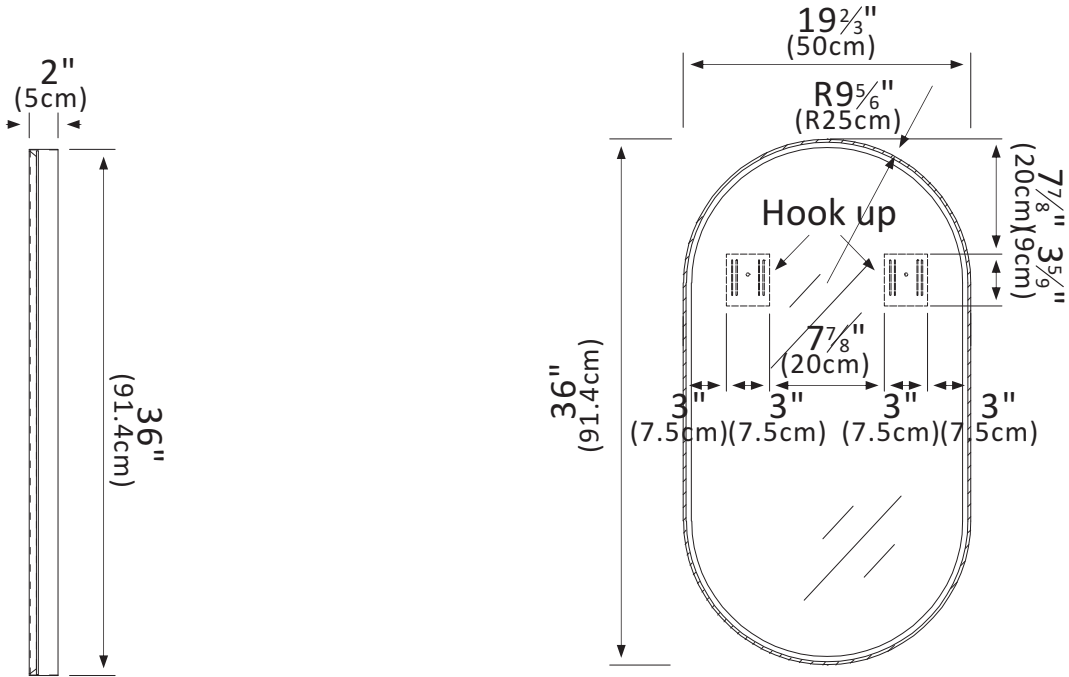
INSTALLATION SPECIFICATION

| | |
|-------------------|-------------------------|
| Finish: | Brushed black |
| Mount type: | Wall-mounted |
| Orientation: | Vertical |
| Material: | Aluminum |
| Storage included: | No |
| Overall size: | 19.7"W x 2.0"D x 36.0"H |
| Net weight: | 13.0 lbs |
| Lens Thickness: | 5mm |

All measurements are approximate. Measurements may vary +/- 1/2

20"

Bathroom Mirror



Aluminum section