





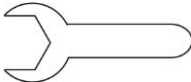


Assembly Instruction

Thank you for your purchase. Before discarding packaging material be sure you have located all the parts including the necessary hardware and tools listed on the instruction sheet below.

Caution: Read before unpacking Assembly Parts. "Sharp exposed staple tips can cause injury. For your protection, please remove any exposed staples used in packaging."

Hardware List

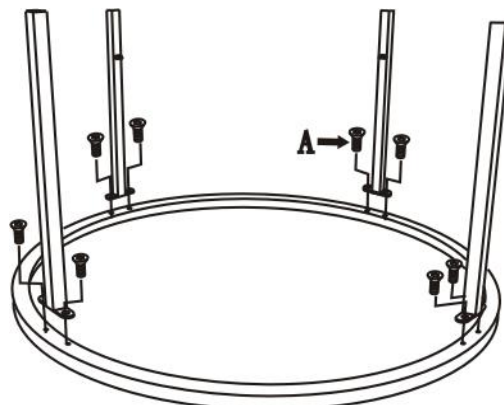
NO	FIGURE	DESCRIPTION	QTY
A		Screw 1/4"x 1/2"	16
B		Screw 3/16"x 10mm	8
C		Washer	8
D		Glass Pad	8
F		Wrench	1
G		Caster	4
H		Open Wrench	1

Important notice:

Please do not tighten firmly any screw before you put all of them in place.

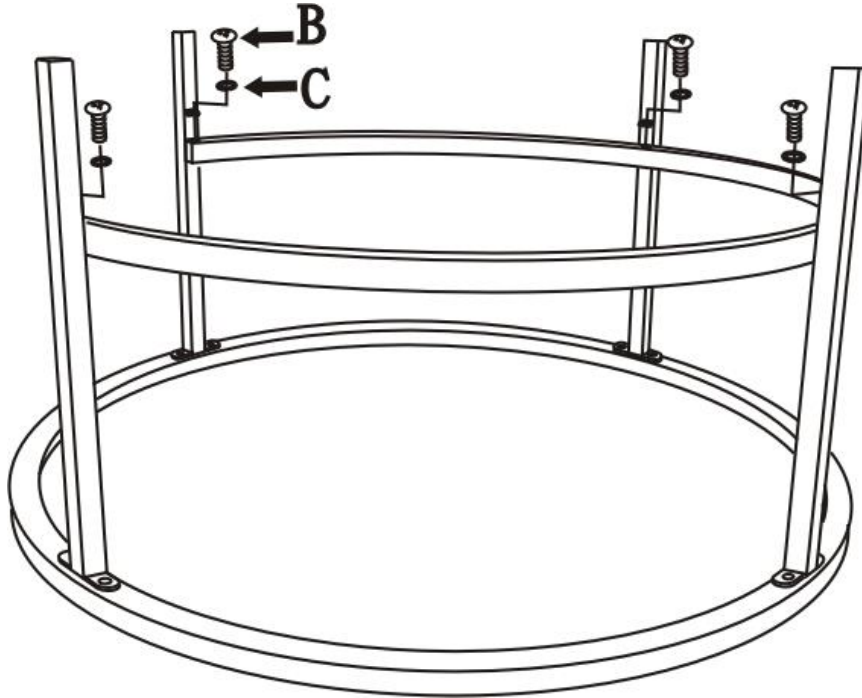
Big Cocktail Table:

Step 1) Put all parts on a soft surface to prevent scratches. Attach long legs to big ring by using screw (A) as below shown.

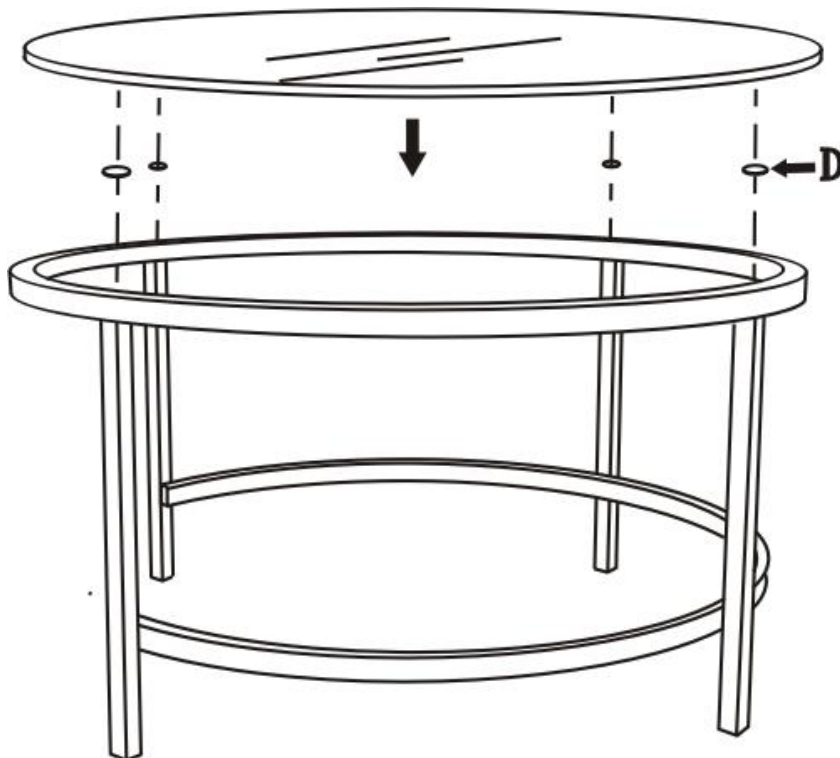


Assembly Instruction

Step 2) Attach big open ring to long legs by using screw (B) and washer (C) as below shown. Tighten all screws firmly.



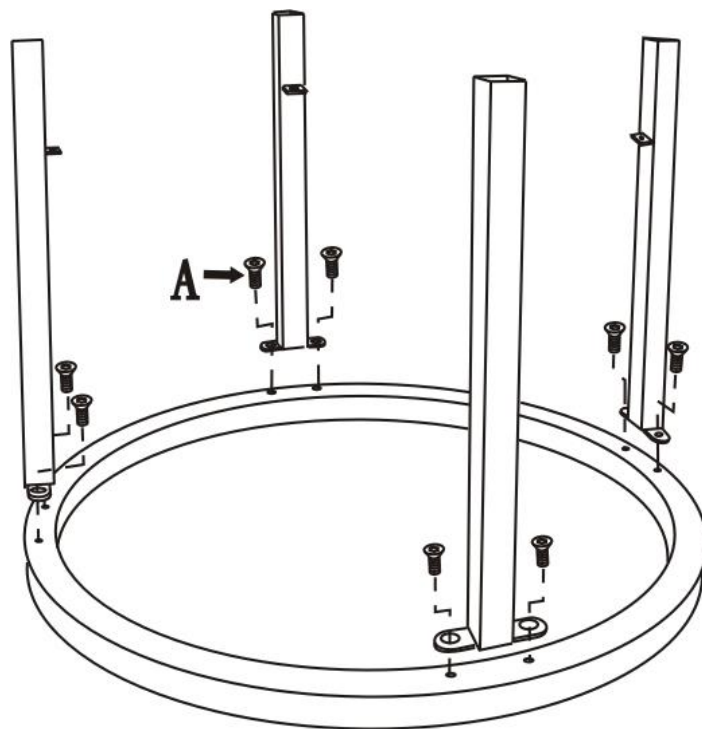
Step 3) Turn the frame upside down and put on glass pad (D) and big glass top as below shown.



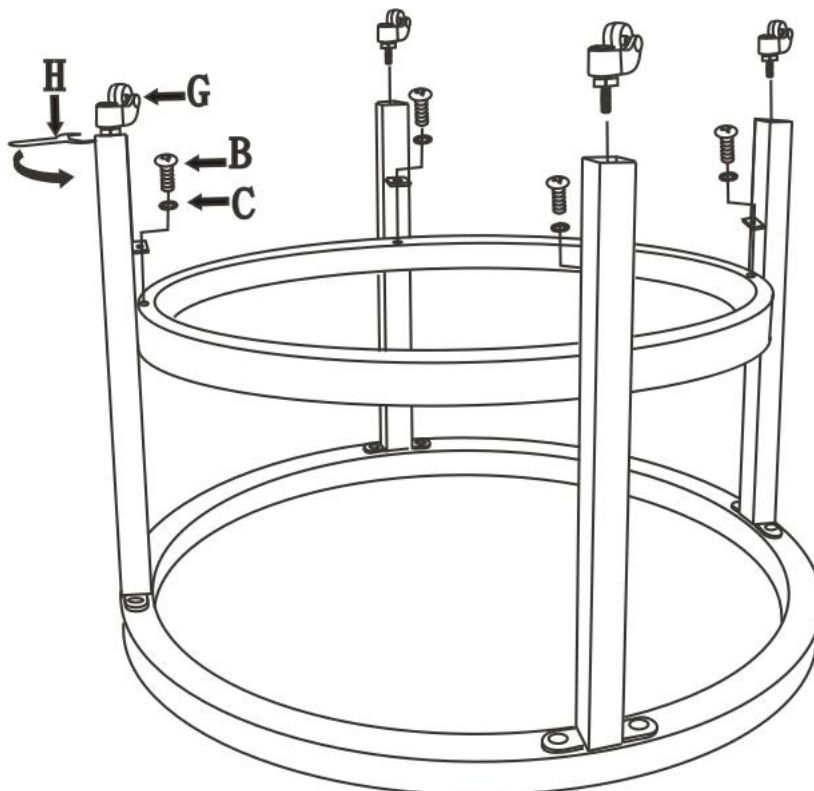
Assembly Instruction

Small Cocktail Table:

Step 4) Put all parts on a soft surface to prevent scratches. Attach short legs to medium ring by using screw (A) as below shown.

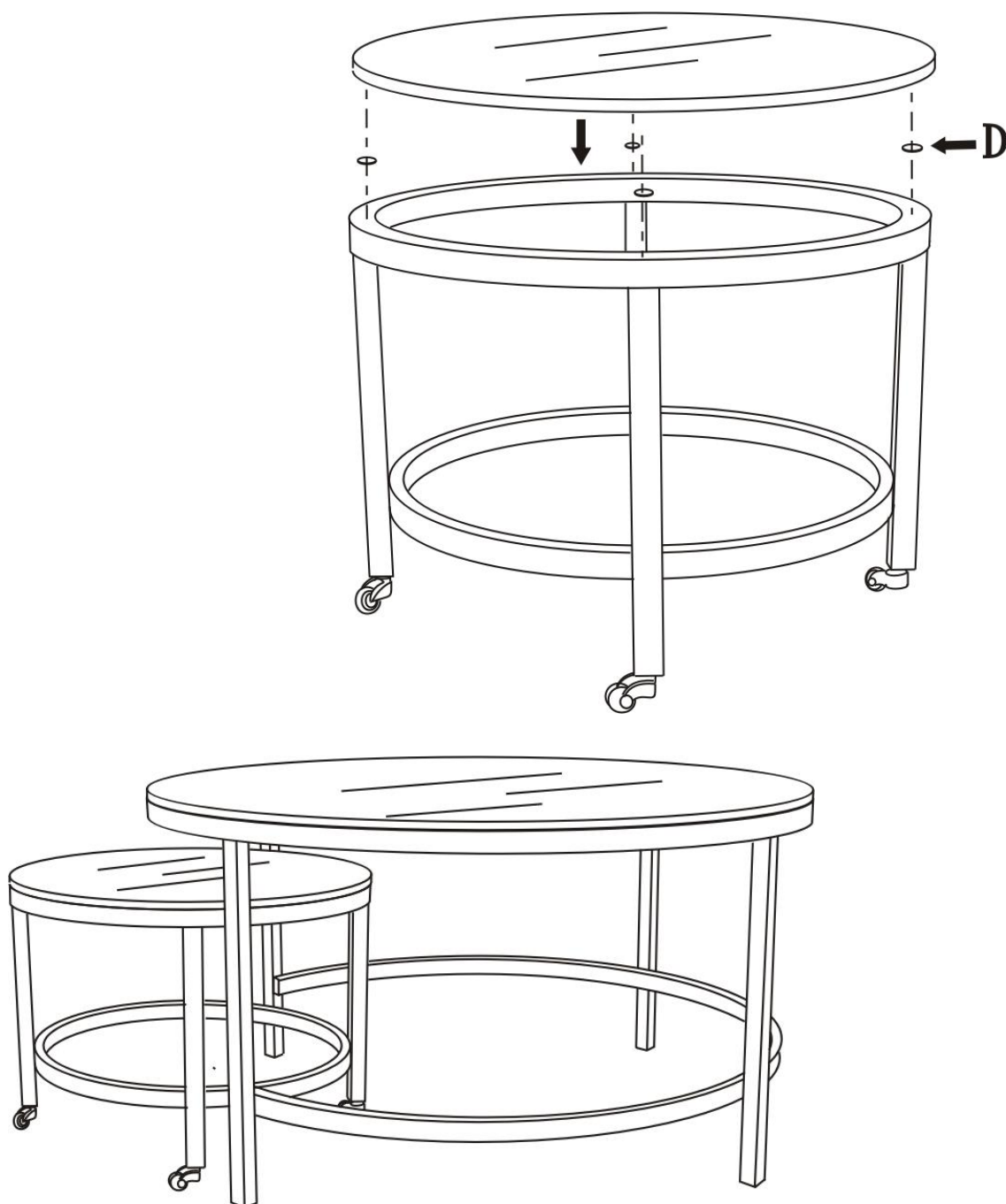


Step 5) Using open wrench (H) to attach caster (G) to the end of short legs. Then attach the smallest ring to short legs by using screw (B) and washer (C) as below shown. Tighten all screws firmly.



Assembly Instruction

Step 6) Turn the frame upside down and put on glass pad (D) and small glass top as below shown.



Assembly is completed.

Thanks You For Your Purchase.

Limited Warranty

Company offers a twelve-month limited warranty to its authorized dealers (original invoice customers) for workmanship and materials on the products it manufactures. Any repaired or replaced product will have a warranty for ninety (90) days following delivery subject to the same terms set out herein. This warranty does not cover defects resulting from accidents, damage in transit, alterations, unauthorized repair, failure to follow instructions, misuse, fire, flood, or acts of God. Any damage caused in transit or any concealed freight damage or similar problems must be handled through a freight claim.

LIMITATIONS: IMPLIED WARRANTIES, INCLUDING THOSE OF FITNESS FOR A PARTICULAR PURPOSE AND WARRANTIES OF MERCHANTABILITY ARE STRICTLY LIMITED TO ONE (1) YEAR FROM THE DATE OF INVOICE.