


ASSEMBLY INSTRUCTION

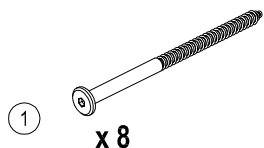
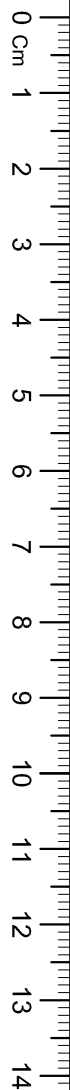

DE - MONTAGEANWEISUNG
 FR - INSTRUCTIONS DE MONTAGE
 DK - MONTAGEVEJLEDNING
 CZ - NÁVOD K MONTÁŽI
 ES - INSTRUCCIONES DE MONTAJE
 FI - ASENNUSOHJE

HR - UPUTE ZA MONTAŽU
 SE - MONTERINGSANVISNING
 SI - NAVODILA ZA MONTAŽO
 TR - MONTAJ TALIMATI
 NO - MONTASJEANVISNING
 IT - ISTRUZIONI DI MONTAGGIO

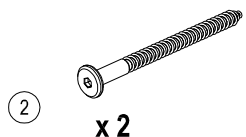
GR - ΟΔΗΓΙΑ ΣΥΝΑΡΜΟΛΟΓΗΣΗΣ
 NL - MONTAGE INSTRUCTIE
 PT - INSTRUÇÕES DE MONTAGEM
 PL - INSTRUKCJA MONTAŻU
 HU - SZERELÉSI UTASÍTÁS



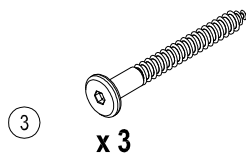
20 min



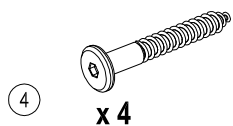
(7 x 120)



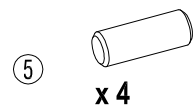
(7 x 90)



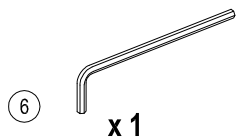
(7 x 65)



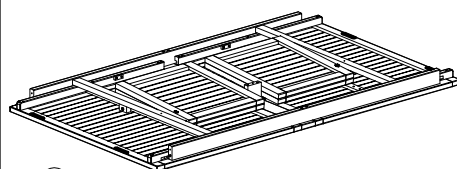
(7 x 50)



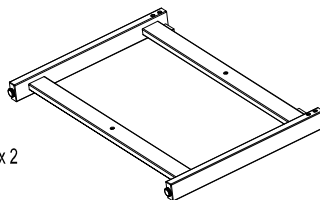
(10x40)



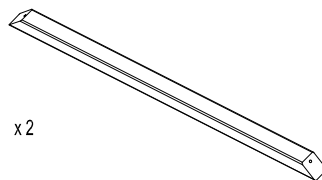
(4 x 98)



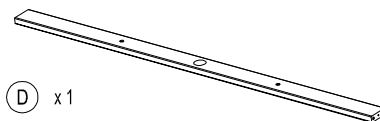
Ⓐ x1




Ⓑ x2



Ⓒ x2



Ⓓ x1



Ⓔ x1

