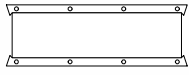

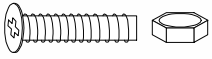
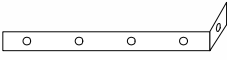




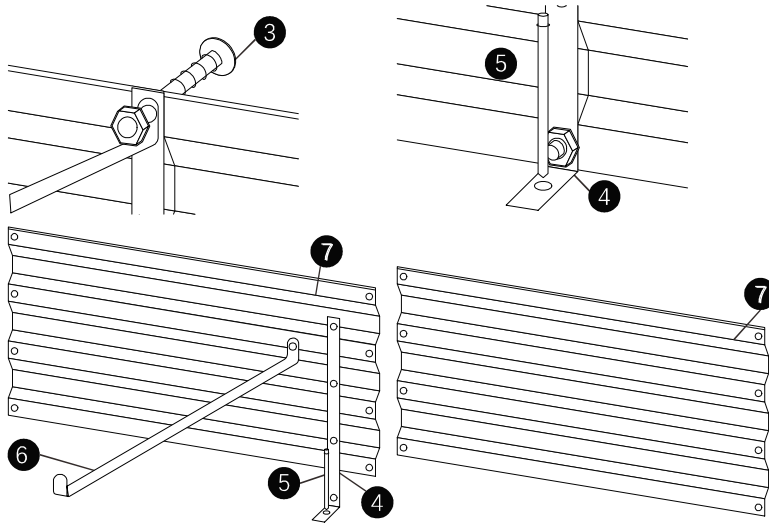


# Assembly & Instruction Manual

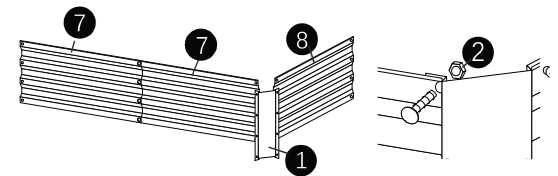
SKU: 800-133/800-135

Parts No	Component	Qty	Ref No
1	 Corner Connectors	4	800-133-001 800-135-001
2	 Short Screws	35	800-133-002 800-135-002
3	 Long Screws	10	800-133-003 800-135-003
4	 L Shape Bracket	2	800-133-004 800-135-004

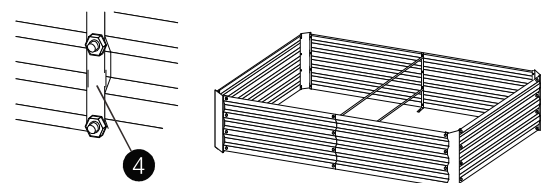
Parts No	Component	Qty	Ref No
5	 Metal Stake	2	800-133-005 800-135-005
6	 Support Bar	2	800-133-006 800-135-006
7	 Long Sheets	4	800-133-007 800-135-007
8	 Short Sheets	2	800-133-008 800-135-008



STEP 1



STEP 2



STEP 3

**Warning:** Sharp edges. We recommend wearing gloves whilst assembling this unit. Before assembling please read the manual carefully.

Please don't hesitate to contact us for any further questions,  
your satisfaction is guaranteed.  
[customerservice@aoodor.com](mailto:customerservice@aoodor.com)  
<https://www.aoodor.com/>