





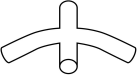

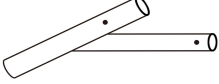








20 x 26 Feet Parts List

	Item	Length	Description	Quantity
A		125mm	Rafter Φ 38mm	10
B		193mm	Rafter Φ 38mm	10
C		189mm	Apex and eave pole Φ 38mm	12
D		189mm	Leg Φ 38mm	10
E		190mm	Ruggedized tube Φ 31mm	5
F			3 way joint	6
G			4 way joint	9
H			Base plate	10
I			3 way joint	10
			Peg	24
			Bungee	68
			Guy lines	4
			Roof	1
			Wall panel	2
			End panel	2

IMPORTANT:

We do not recommend leaving set-up over several days, in windy or adverse weather conditions.