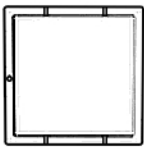

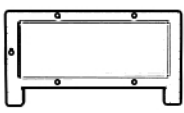
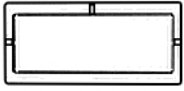






Special instructions:

Firstly, fix the threaded rod. After all the steps are installed, tighten all the screws.

A	 x1
B	 x1
C	 x1
D	 x1
E	 x1
F	 x11
G	 x11 M6*35
H	 x1

