

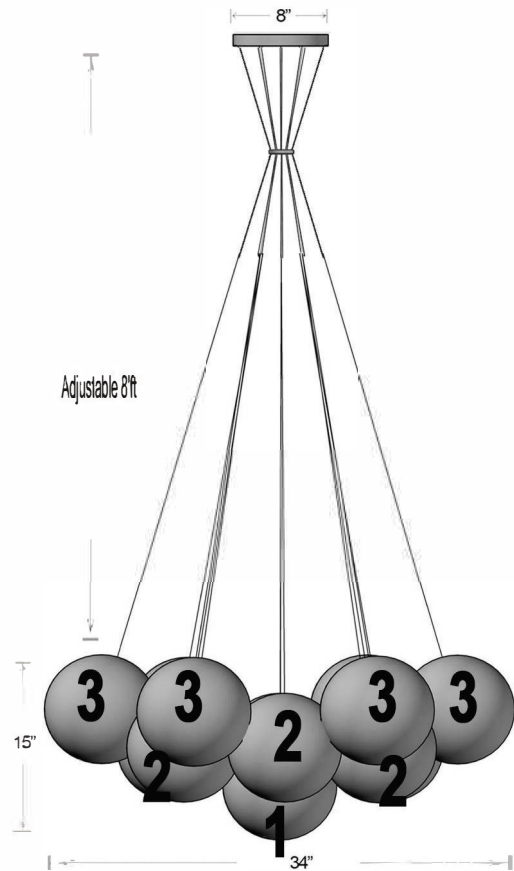
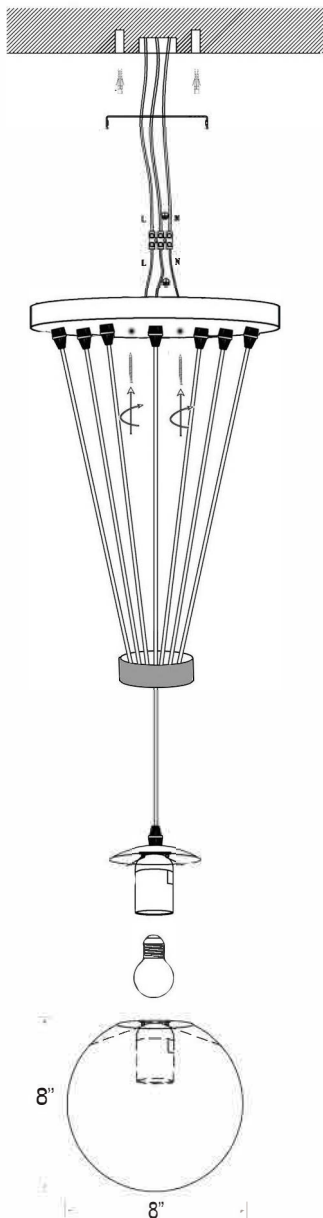


Installation Instructions

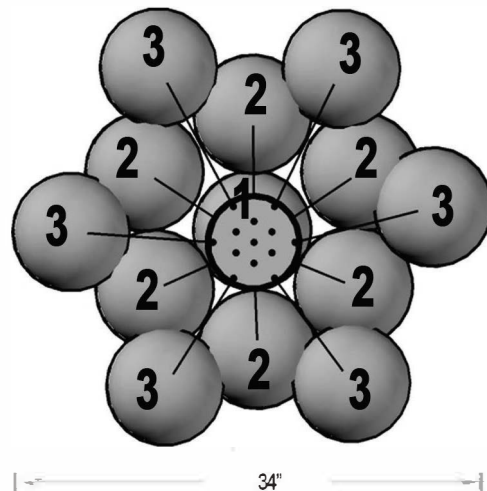
Turn off electrical power before starting installation of light fixture.

This product must be installed in accordance with the applicable installation code by a person familiar with the construction and operation of the product and the hazards involved.

**CAUTION RISK OF FIRE
MAX. 13x40W**



In order to set all 13 pendants as show in draw; distance or length of cable must be at least 4" between 1 and 2 and 4" between 2 and 3.



LED Pendant Lamp
Models: EQLLM13G,
EQLLMB13G

Customer Service.
cs@eqlight.com

Made in Mexico by EQLight .

