

SPECIFICATIONS




Features/Benefits

- 2.0 gpm (7.6 L/min) Max Flow @ 80 psi
- Single Function
- Metal Body
- Easy Clean Nozzles
- Integral Check Valve
- Angle and Height Adjustable
- Includes Slide Bar, D461734, Handshower, D462026, and 72" Metal Shower Hose, D469020
- Supply Elbow Sold Separately

Available Color/Finishes

Color	Description
-------	-------------

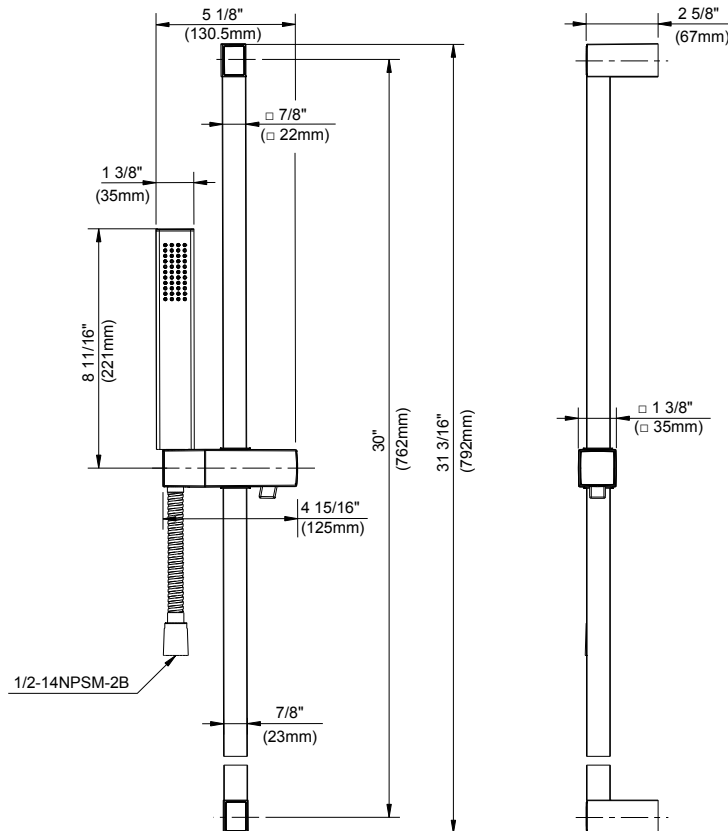
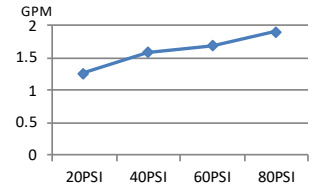
	Chrome
---	--------

Please see danze.com or current price list for available finishes.
Finish is defined by additional suffix.

Standards & Certifications



Flow Rate



Submittal Information:

Name: _____ Contractor: _____
 Location: _____ Contact #: _____