

EAF-275

Solar Powered, Electronic
Hand Washing Faucet

► Description

Solar Powered, Sensor Activated Electronic Hand Washing Faucet for pre-tempered or hot and cold water operation.

► Models

- ☐ EAF-275 Single Supply Faucet
(For pre-mixed water only)
- ☐ EAF-275-ISM With Integral Spout Temperature Mixer
(For Hot and Cold water supply connection)

► Flow Rate

- ☐ 0.5 gpm/1.9 Lpm Aerator Spray Head

► Specifications

Solar Powered, Sensor Activated, Electronic, Chrome Plated Constructed Metal, Hand Washing Faucet with the following features:

- Modular One-piece Construction with all Concealed Components above deck
- Double Infrared Sensors with Automatic Setting Feature
- Automatic Self-adapting Sensor Technology
- Solar Powered
- Magnetic Solenoid Valve
- Water Supply Connection with Flexible High-pressure Hose and Strainer
- Appropriate Mounting Hardware included
- Includes 6 VDC Lithium Battery Back-up Power Source

► Variations

- ☐ **ISM** Integral Spout Mixer

► Accessories

• Trim Plates

- ☐ **ETF-312-A** Trim Plate for 4" (102 mm) Centerset Sink
- ☐ **ETF-510-A** Trim Plate for 8" (203 mm) Centerset Sink

Trim Plates must be specified and ordered separately.

• Aerators

- ☐ **EAF-10** 2.2 gpm/8.3 Lpm Aerator Spray Head
- ☐ **EAF-13** 2.2 gpm/8.3 Lpm Laminar Flow Spray Head

• Faucet Extension Kits

- ☐ **EAF-35-A** Faucet Extension Kit
- ☐ **EAF-30-A** Faucet Extension Kit (International Version – has 1/2G inlet connections)

► Warranty

3 year (limited)

► ADA Compliant

► Compliant to:

ASME A112.18.1 and CSA B125.1



EAF-275-ISM

The new Optima solar powered faucet — Bringing intelligence to water

The first solar powered electronic faucet's integrated power plant transforms light into electrical energy. Optimal performance any place, any time; in sunlight or even artificial light. The unique "Solar Energy Module" utilizes any light source efficiently.

Sloan's new Optima EAF-275 Series electronic hand washing faucets operate by means of a dual infrared sensor and microprocessor based logic. The modular design incorporates all of the operating components of the faucet, including the sensor, solenoid, circuitry and solar energy module above the sink within a die-cast metal spout.

ISM models feature an integral temperature control lever which allows the user to adjust the water temperature. This adjustment can also be converted to a fixed setting. EAF faucets ordered without the ISM variation must be connected to a single, pre-tempered water supply.



Listed by I.A.P.M.O.



This space for Architect/Engineer approval

Job Name _____	Date _____
Model Specified _____	Quantity _____
Variations Specified _____	
Customer/Wholesaler _____	
Contractor _____	
Architect _____	

EAF-275

Description

Solar Powered, Sensor Activated Electronic Hand Washing Faucet for pre-tempered or hot and cold water operation.

Flow Rate

□ 0.5 gpm/1.9 Lpm Aerator Spray Head

ELECTRICAL SPECIFICATIONS

Control Circuit

6 VDC — Includes Auto Set and Range Adjustment LED

Sensor Range

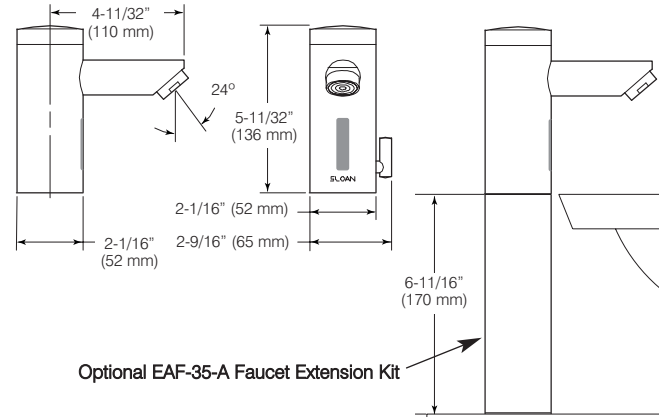
Nominal:
4" - 5" (102 mm - 127 mm)
Faucet Adaptive Self-adjustment Range:
2" - 14" (51 mm - 356 mm)
nominal

Power Supply

6 VDC Solar Energy Module with 6 VDC Lithium Battery Back-up Power Source

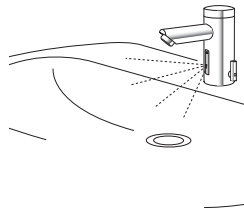
Time Out Setting

3 minutes — Maximum time faucet will run upon continuous detection

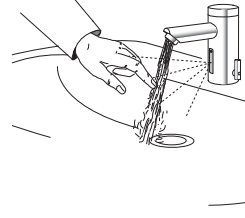


OPERATION

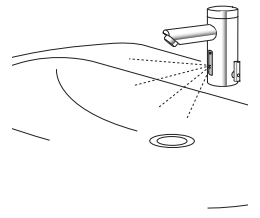
1. A continuous, invisible light beam is emitted from the Sensor located at the front of the hand washing faucet.



2. As the user's hands enter the beam's effective range, the beam is reflected back into the Sensor Receiver and activates the solenoid valve allowing water to flow from the faucet. Water will flow until the hands are no longer sensed or until the faucet reaches its automatic time out limit setting.



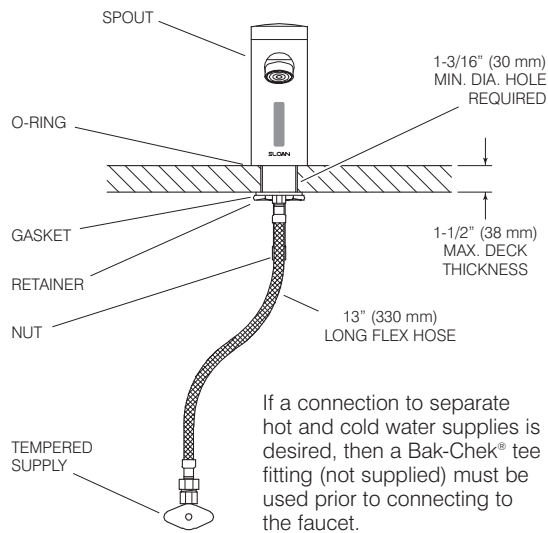
3. When hands are moved away from the Sensor, the loss of reflected light initiates an electrical signal that deactivates the Solenoid Valve shutting off the water flow. The Circuit then automatically resets and is ready for the next user.



ROUGH-IN

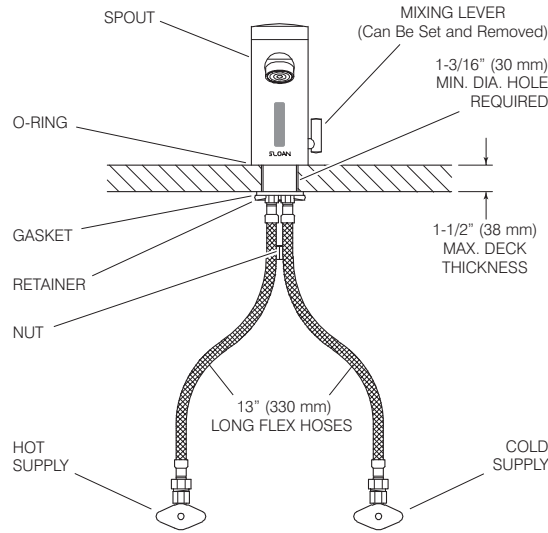
EAF-275

Faucet with Single Line Water Supply



EAF-275-ISM

Faucet with Hot and Cold Water Supply



When the EAF faucet is installed on a sink that has three (3) hole punchings, a Trim Plate should be used.

Trim Plates must be specified and ordered separately:

ETF-312-A

Trim Plate for 4" (102 mm) Centerset Sink

ETF-510-A

Trim Plate for 8" (203 mm) Centerset Sink

SLOAN VALVE COMPANY • 10500 SEYMOUR AVENUE • FRANKLIN PARK, IL 60131

Phone: 1-800-982-5839 or 1-847-671-4300 • Fax: 1-800-447-8329 or 1-847-671-4380 • www.sloanvalve.com