

## LA Series / SF Series Mortise Set

### Material

Stainless Steel Levers and Escutcheons

### Levers

All INOX Stainless Steel lever designs

### Finish

- 630 Satin Stainless Steel (US32D)
- 629 Bright Polished Stainless Steel (US32)
- Two-tone Stainless Steel (SP)
- 613 Oil Rubbed Bronze on Stainless Steel (10B) on selected lever designs

\* See page 2.1 for finish availability.

### Application

For residential and light-duty commercial application.

### Features

- Strong spring chassis
- Concealed bolt-thru fixing
- Flexibility of sectional and plate trim combinations

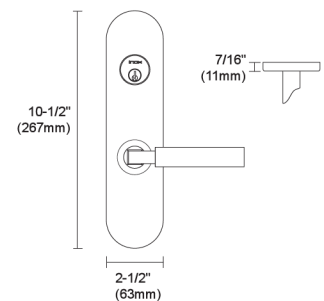
### Specification

- Door Thickness: 1-3/4" (44mm) standard, Thick door kits available.
- Backset: 2-3/4" (70mm).
- Specifying handing for all functions.
- Lockcase is field reversible without disassembly.
- Lever spindle 8x8mm square, Thumb-turn spindle 5x5mm square.
- Center Distances:  
Lever to cylinder 3-7/8" (98mm),  
Lever to thumb-turn hub:  
2-11/16" (68mm).
- Case Size: 4-7/16" x 6-1/16" x 1" (113 x 154 x 25mm).
- Deadbolt: 1" (25mm) throw in stainless steel.
- Latchbolt: 3/4" (19mm) throw with anti-friction.
- Schlage C keyway 6 pin cylinder with 2 keys, Keying services available.
- All mortise locks have emergence egress.
- ANSI A156.13 Grade 1 optional and security, UL listed for 3-hour fire door.

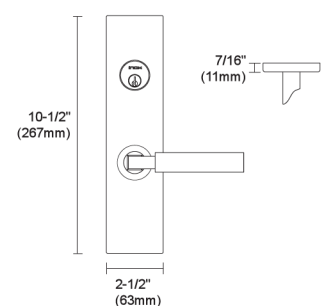


### Escutcheon Plates

#### LA Plate

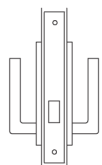


#### SF Plate



### Functions

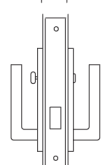
#### Non-Keyed Lock



#### **MC701 (ANSI: F01)**

##### **Passage**

Outside and inside levers are always unlocked.

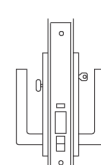


#### **MC722 (ANSI: F22)**

##### **Privacy**

Inside thumb-turn locks and unlocks outside lever; outside release button with slot for emergency unlock from outside. Inside lever is always unlocked.

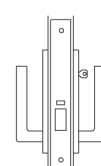
#### Keyed Lock without Deadbolt



#### **MC704 (ANSI: F04)**

##### **Office or Inner Entry**

Key outside, thumb-turn inside. Outside lever free-wheel when latchbolt is locked. No deadbolt. Inside lever allows emergency egress. Built-in toggle function.

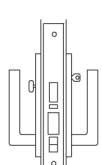


#### **MC705 (ANSI: F05)**

##### **Classroom**

Key from outside lock and unlock outside lever to operate latchbolt. No thumb-turn inside. Inside lever allows emergency egress.

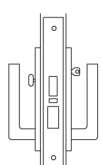
#### Keyed Lock with Deadbolt



#### **MC720 (ANSI: F20)**

##### **Entrance**

Key outside, thumb-turn inside. Outside lever free-wheel when deadbolt is locked. Inside lever allows emergency egress. Built-in toggle always locked unless unlock manually.

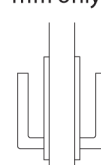


#### **MC738 (ANSI: N/A)**

##### **Entrance without toggle**

Key outside, thumb-turn inside. Outside lever free-wheel when deadbolt is locked. Inside lever allows emergency egress.

#### Trim only



#### **MDP**

##### **Full Dummy** Lever trim only

### Door Preparation

