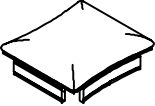
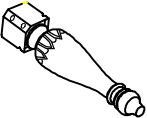






ASSEMBLY INSTRUCTIONS

Thank you for purchasing this quality product. Be sure to check all packing material carefully for small parts, which may have come loose inside the carton during shipment. Identify and count all parts and compare with the HARDWARE LIST below.

NO.	PARTS LIST		Q'TY
A		Cushion Seat Frame	1
B		Leg	4

NO.	HARDWARE LIST		Q'TY
1		Ø5/16* 2-1/4" Bolt	8
2		Ø5/16*13*1.2 Spring washer	8
3		Ø5/16*19*1.8 Flat washer	8
4		L57*4MM Allen wrench	1

