

USER'S MANUAL **Accent Chair with Ottoman**


THIS INSTRUCTION BOOKLET CONTAINS **IMPORTANT** SAFETY INFORMATION. PLEASE READ AND KEEP FOR FUTURE REFERENCE.



Please give us a chance to make it right and do better!

Contact our friendly customer service department for help first.

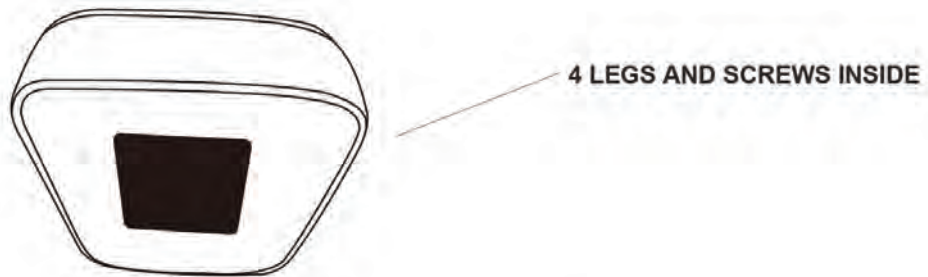
Replacements for missing or damaged parts will be shipped ASAP!

PACKING LIST	CODE	PARTS	QTY
	1	CHAIR	1
	2	LEGS	4
	3	MANUAL INSTRUCTION	1
	4	FOOTREST	1



HARDWARE LIST	CODE	PARTS	QTY
	A	M6x25mm 	16
	B	ALLEN KEY 	1

STEP 1: TAKE LEGS AND SCREWS OUT OF SEAT



STEP 2: PUT THE SCREWS IN THE HOLES, TIGHTEN THE SCREWS, 100%

