

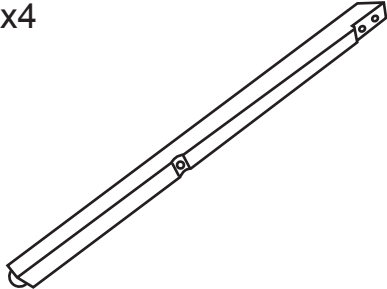

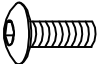
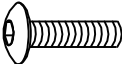
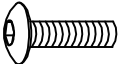


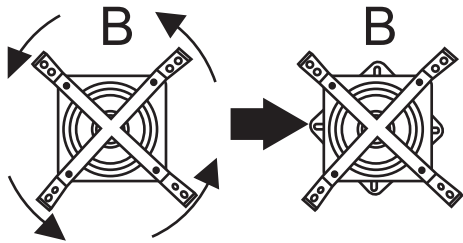
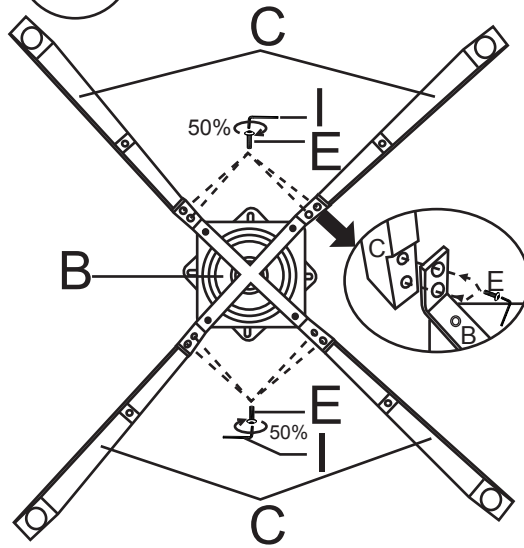


<p>Ax1</p> 	<p>Bx1</p> 	<p>Cx4</p> 	<p>Dx1</p> 	
<p>Ex10+1Ext</p>  <p>M6X20mm</p>	<p>Fx4+1Ext</p>  <p>M6X30mm</p>	<p>Gx2+1Ext</p>  <p>M6X25mm</p>	<p>Hx2+1Ext</p>  <p>Rubber Washer</p>	<p>Ix1</p>  <p>M6</p>

1

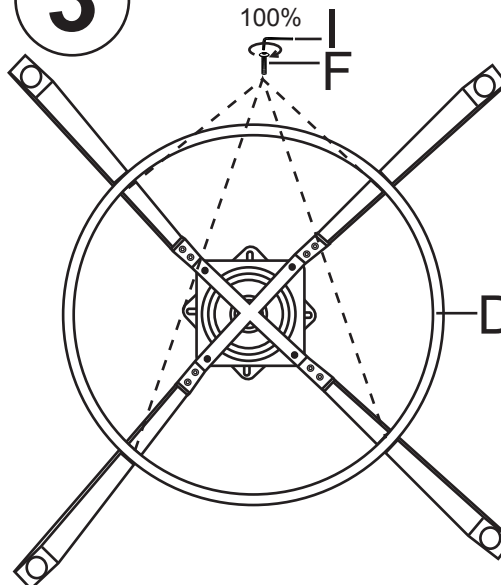


2



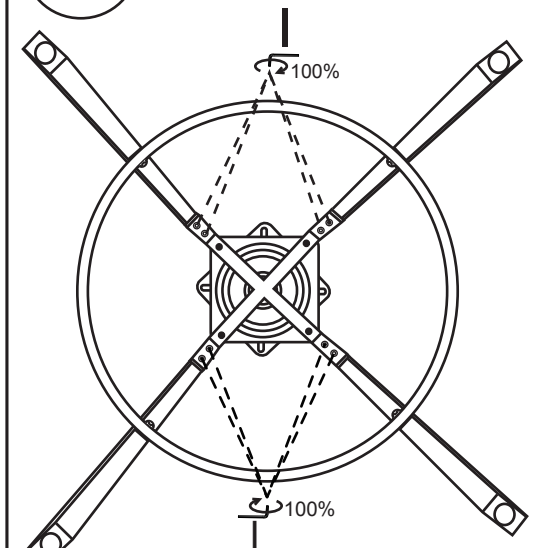
Note: DO NOT fix the screws(E) in step 2

3



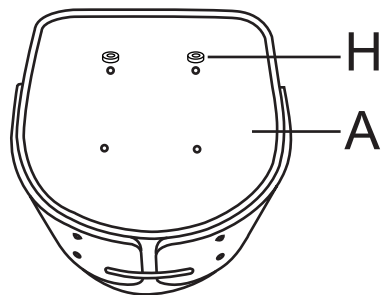
Note: Fix the screws(F) in step 3

4

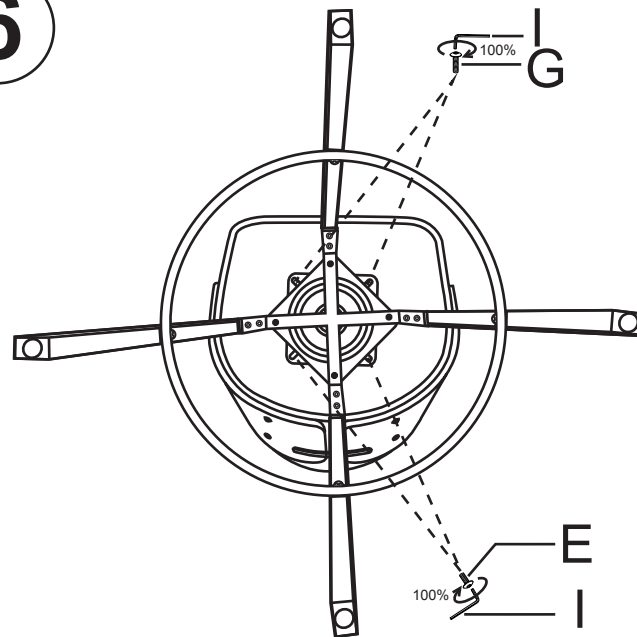


Note: Fix the screws(E) in step 4


5



6



7



Note: adjust the foot nails to make the chair balance.