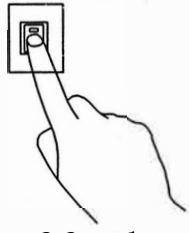


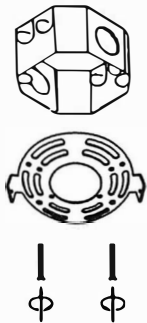
# Installation Instruction

1.



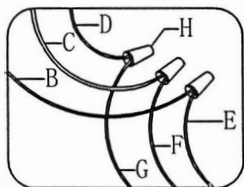
turn off the power

2.



install mounting bracket

3.

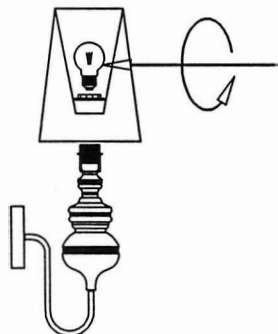


Wire connection

Conect wires

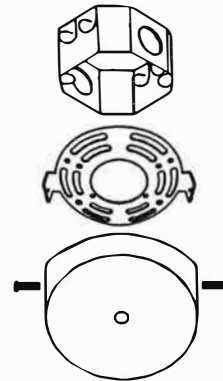
B-Black wire(L) from junction box  
C-White wire(N) from junction box  
D-Green wire/bare copper(G)  
from junction box  
E-Black wire(L) from fixture  
F-White wire(N) from fixture  
G-Green wire/bare copper from fixture  
H-wire connector x 3

4.



install bulb

5.



rise and install canopy  
to Mounting bracket

