






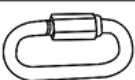









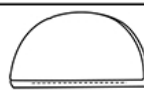



A		x1
B		x2
C		x4
D		x2
E		x1
F		x1

G		x2
H		x2
I		x2
J		x2
K		x8
L		x4

M		x4
N		x1
O		x1
P		x1
Q		x1
R		x1
S		x1

Special instructions:

1. Firstly, fix the threaded rod. After all the steps are installed, tighten all the screws.

2. The cushion needs to be restored to 90% within 24 hours after unpacking and to 100% after 48 hours.

