





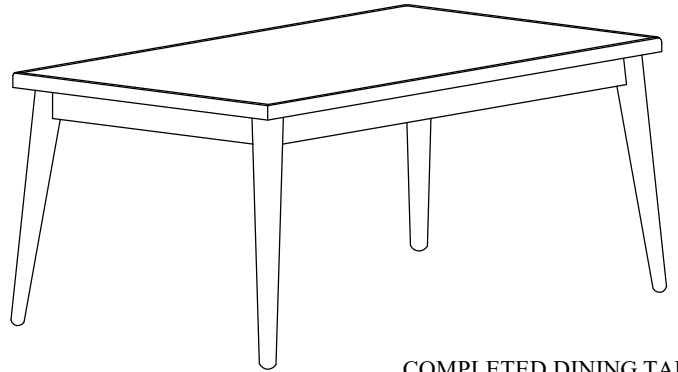


ASSEMBLY INSTRUCTIONS DINING TABLE

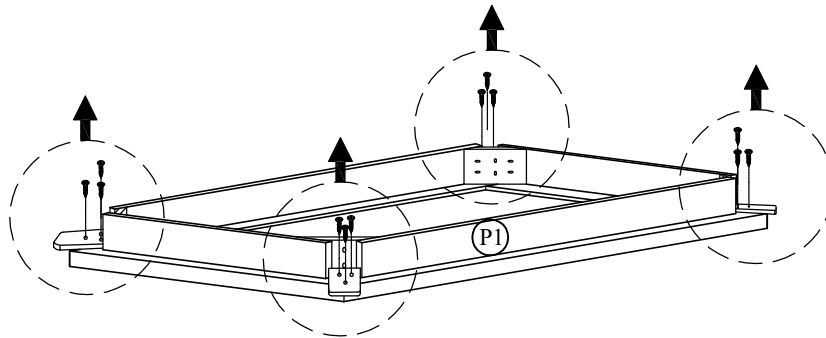
NO.	DESCRIPTION	DRAWING	QTY.
A	TABLE TOP		1 PC.
B	TABLE LEG		4 PCS.
C	HEX BOLT 5/16" x 2-1/2"		8 PCS.
D	SPRING WASHER		8 PCS.
E	FLAT WASHER		8 PCS.
F	WRENCH		1 PC.



COMPLETED DINING TABLE

STEP 1

Remove the shipping blocks at four corners.



STEP 2

