

4

3

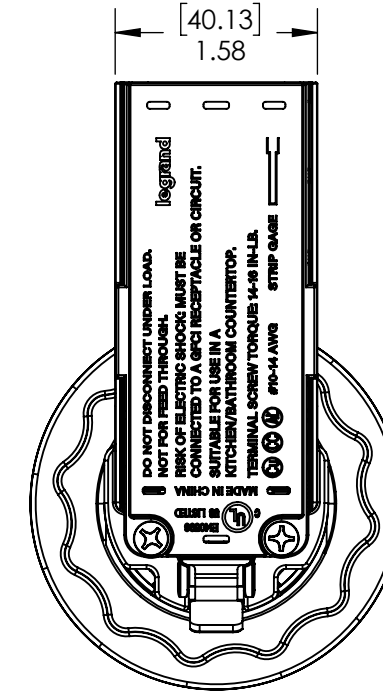

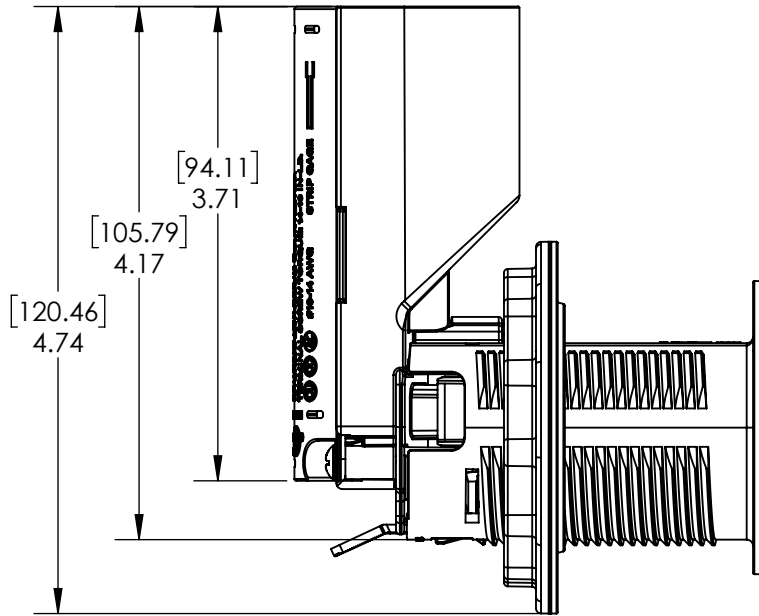
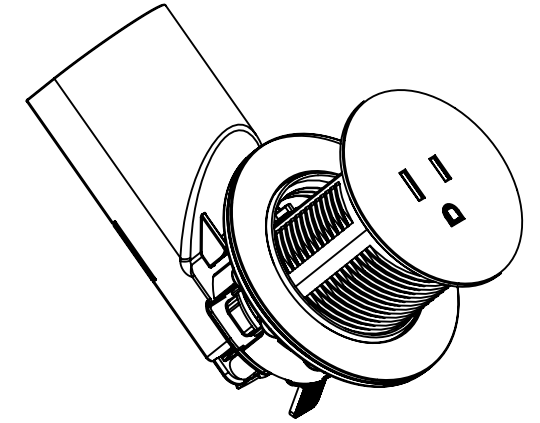
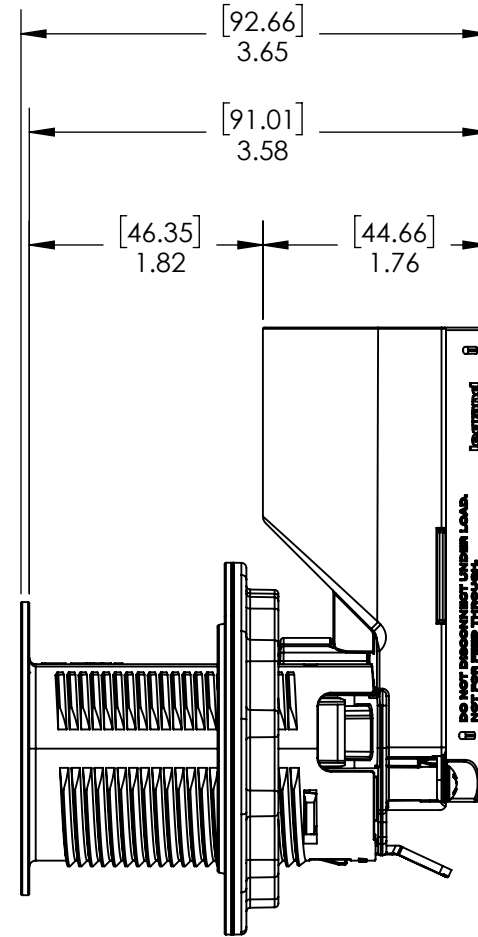
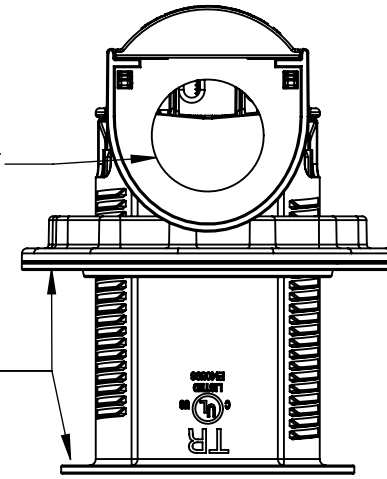
2

1

REVISIONS					
REV.	EC. NO.	DATE	DESCRIPTION	CREATED BY	CHECKED BY
A		1/23/2025	PRELIMINARY RELEASE	GW	JR
B		4/11/2025	CC MARKING	JR	

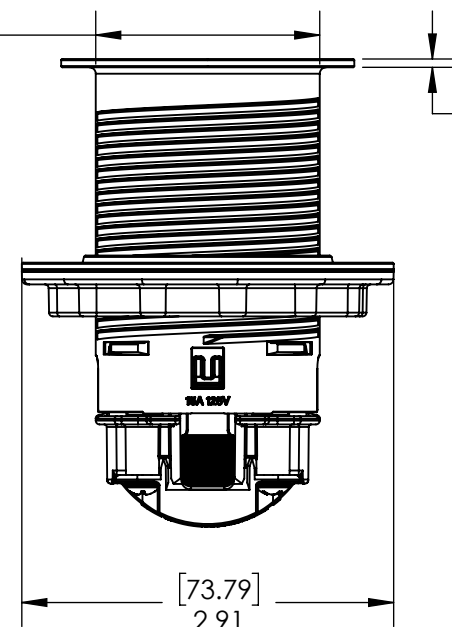
1/2" STANDARD KNOCKOUT

COUNTERTOP/WORK SURFACE THICKNESS: 0.5" - 1.6"



[44.45] Ø1.75

[1.65] .07



- NOTES:
- BASE CATALOG NUMBER: CP498TR15
  - ELECTRICAL RATINGS:
    - 125V 15A
  - 3RD PARTY:
    - CULUS LISTED: FILE NUMBER E140596, STANDARD 498 & 514C
    - CSA: 22.2 NO. 42
  - TERMINATION: TAIL ONLY, PRESSURE WIRE
  - MATERIAL:
    - BODY: GLASS FILLED NYLON
    - CONTACTS: NICKEL PLATED BRASS
    - TAMPER RESISTANT SHUTTERS: THERMOPLASTIC (DELTRIN)
  - LEGRAND RESERVES THE RIGHT TO CHANGE SPECIFICATIONS WITHOUT NOTICE.

**ENVIRONMENTAL MATERIAL REQUIREMENTS**  
 MATERIALS, PRODUCTS, PARTS AND ASSEMBLIES PROVIDED UNDER THIS DRAWING MUST MEET THE REQUIREMENTS DETAILED IN THE LATEST REVISION OF THE LEGRAND, NORTH & CENTRAL AMERICA CORPORATE ENVIRONMENTAL MATERIAL REQUIREMENTS (EMR) DOCUMENT EMS-009. ANY DEVIATION FROM THE EMR REQUIREMENTS MUST BE APPROVED BY AN AUTHORIZED REPRESENTATIVE OF LEGRAND PRODUCT ENGINEERING IN WRITING. THE LATEST EMR DOCUMENT IS AVAILABLE ON REQUEST.

CATALOG NUMBER	COLOR
CP498TR15W	WHITE
CP498TR15BK	BLACK

Unspecified Tol. Frac ±1/64 Angles ±1.0	Drawing Title CUSTOMER DRAWING 3383	Scale: 1:1.5
DO NOT SCALE DRAWING	Model Number: CP498TR15	Sheet: 1 of 1
Created By: GW	Date: 1/17/2025	Rev. B
	P&S Drawing No. 3383	

4

3

2

1