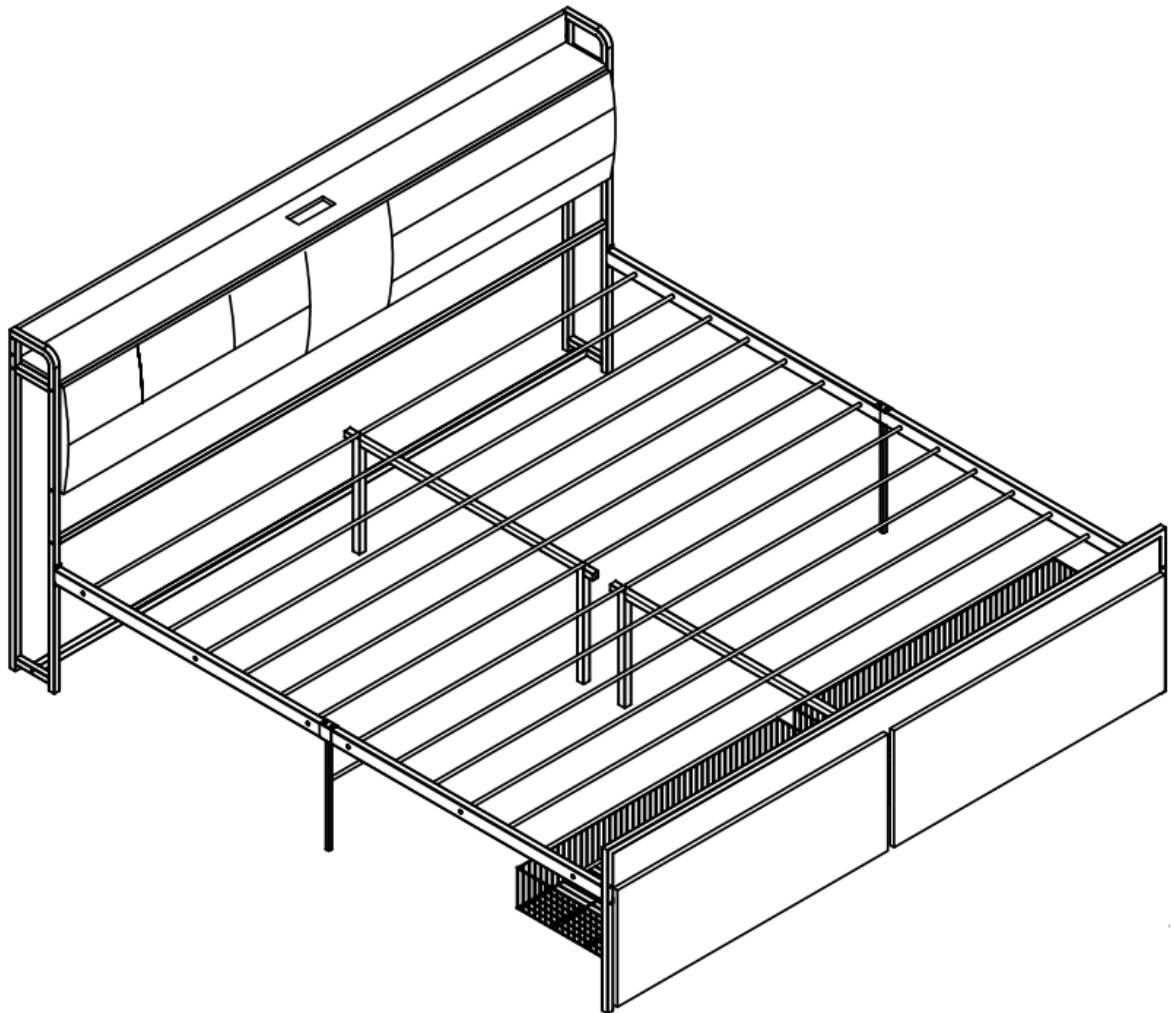


BED

Product ID. QUJ04



Scan for Support
support@garvee.com



Distributed by
GARVEE.com

V251126576S

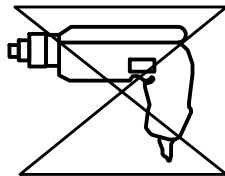
Tips!




1. Check all the components & screws are intact before assembling .
2. If you notice any pieces are missing or damaged please do not assemble and contact us immediately .
3. **Please send an email with you order number and issues, we will respond within 24 hours.**

Tools required

A Philips head screw driver is required for the assembly of this product. (not included)
Electric tool should not be used to assemble this product.



Two people are needed



IMPORTANT SAFETY INFORMATION

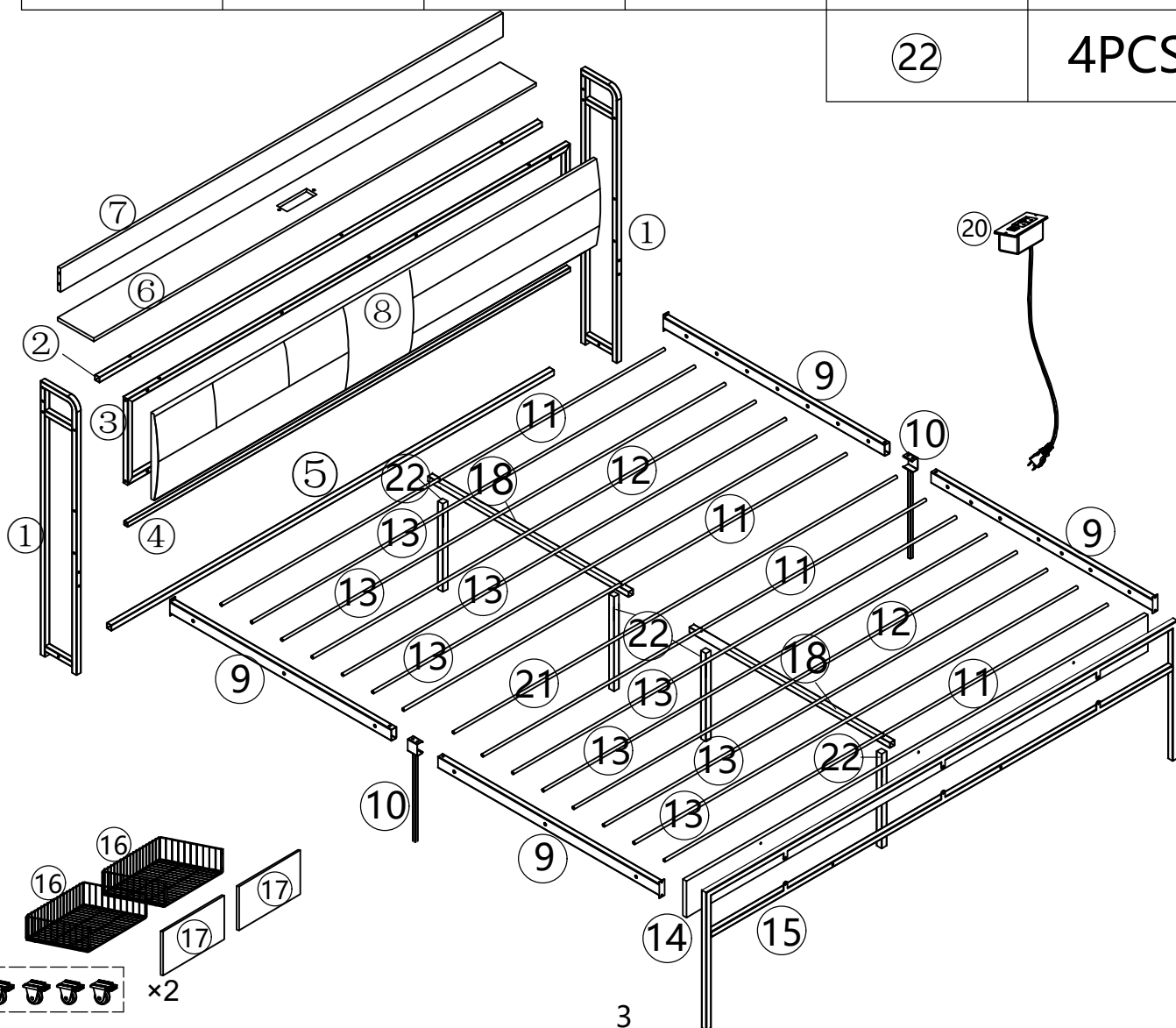
- Please carefully read the following instructions and caution warnings before assembling the product.
- Following this guide will ensure that you install, use and maintain the product properly.
- Please keep this installation and user manual/instructions for future reference in case you need to disassemble the product.
- Never allow children to climb onto the product. Ensure that you have special safety measures when children are around on their own.
- Be sure to check that all parts of the product are intact after you open the package.
- Do not assemble if you notice serious damage such as cracks or bends.
- During installation, please use work gloves for hand safety.
- Please assemble the unit on carpeted floor or the flat cardboard box to avoid scratching the surface or your floor while assembling on the floor.
- To assemble, please use the complimentary installation tools (Phillips screwdriver). Pay more attention to the direction of components at each steps.
- it is recommended that two people work together to assemble the product.

RETURN POLICY


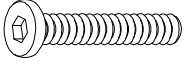
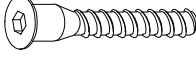
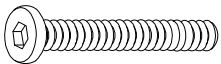





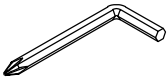
- Ensure the product is in a good condition with the original box and all original certificates of purchase, manuals, and accessories attached.

COMPONENTS ID Nr.

Part Nr.	Qty	Part Nr.	Qty	Part Nr.	Qty
①	2PCS	⑧	1PC	⑮	1PC
②	1PC	⑨	4PCS	⑯	2PCS
③	1PC	⑩	2PCS	⑰	2PCS
④	1PC	⑪	4PCS	⑱	2PCS
⑤	1PC	⑫	2PCS	⑲	8PCS
⑥	1PC	⑬	8PCS	⑳	1PC
⑦	1PC	⑭	1PC	㉑	1PC
				㉒	4PCS




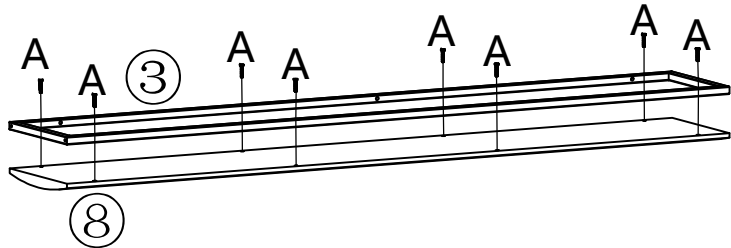
HARDWARE LIST

<p>A ×11</p>  <p>M6*30MM</p>	<p>B ×20</p>  <p>M6*40MM</p>	<p>C ×7</p>  <p>M7*58MM</p>	<p>D ×8</p>  <p>M6*55MM</p>
<p>E ×28</p>  <p>M6*12MM</p>	<p>F ×2</p>  <p>4*12MM</p>	<p>G ×12</p>  <p>M6</p>	<p>H ×4</p> 
<p>I ×1</p>  <p>M6</p>	<p>J ×1</p>  <p>M4</p>		


HARDWARE LIST

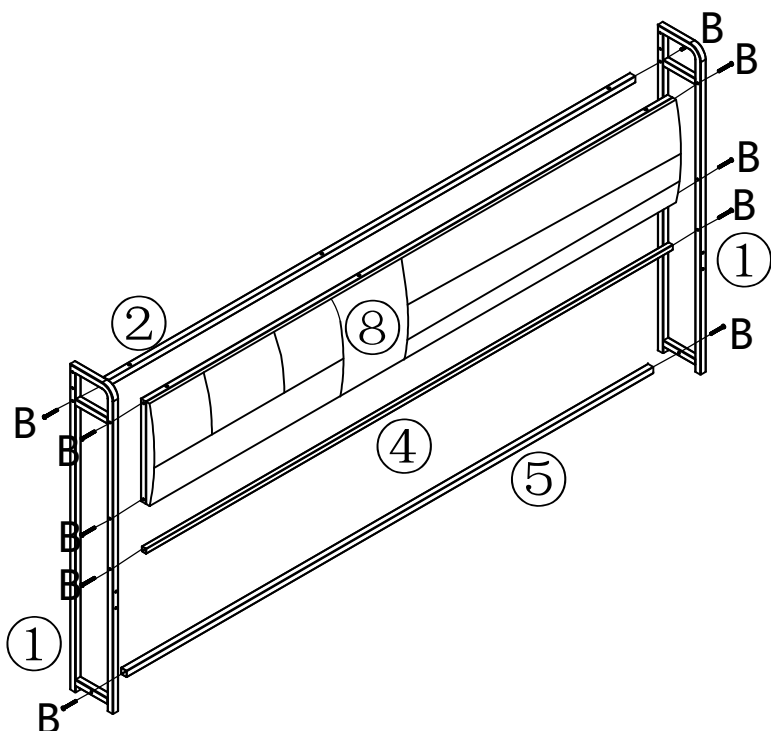
STEP 1

<p>A x8</p>  <p>M6*30MM</p>			
--	--	--	--




STEP 2

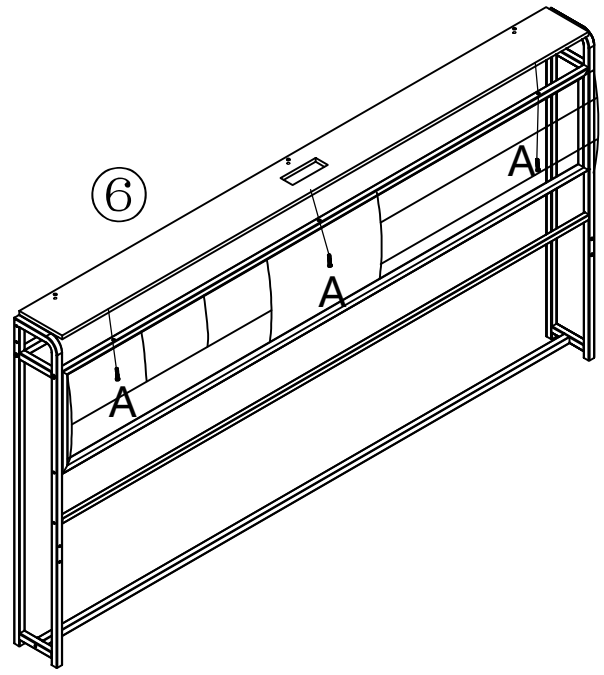
<p>B x10</p>  <p>M6*40MM</p>			
---	--	--	--




HARDWARE LIST

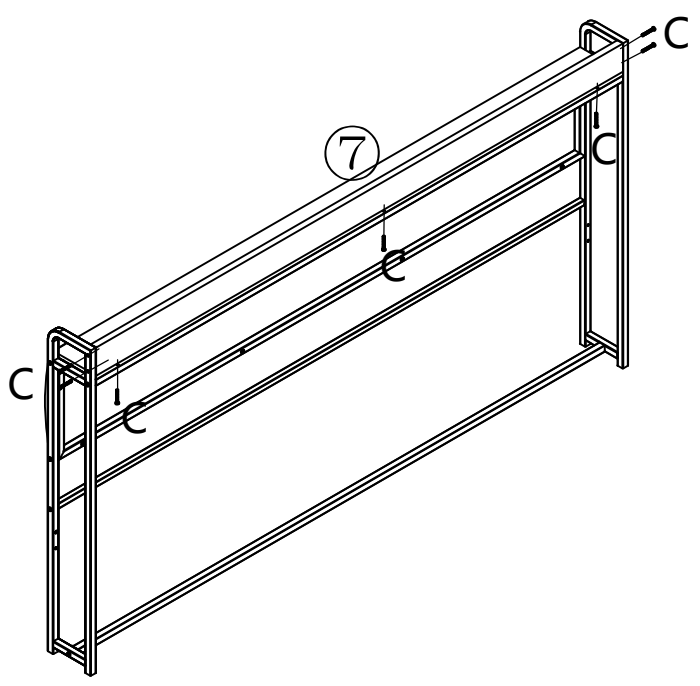
STEP 3

A x3  M6*30MM			
--	--	--	--




STEP 4

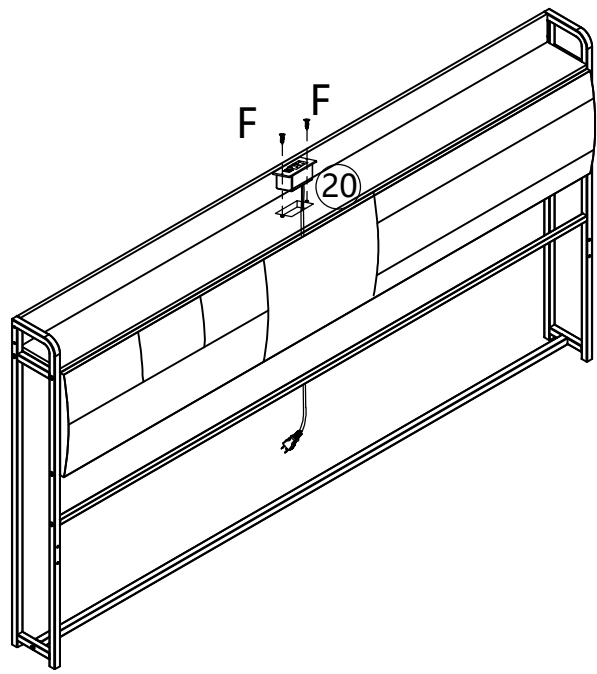
C x7  M7*58MM			
--	--	--	--





HARDWARE LIST

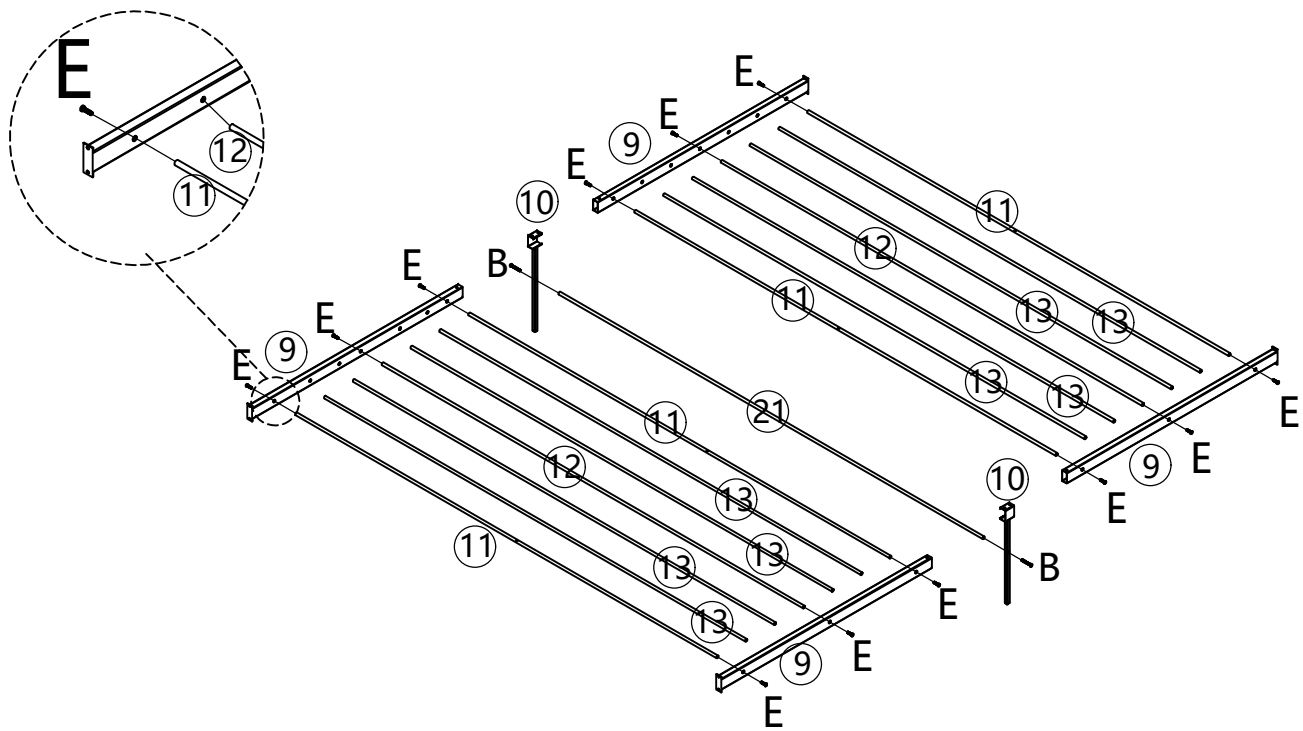
STEP 5

<p>F × 2</p>  <p>4*12MM</p>			
---	--	--	--






STEP 6

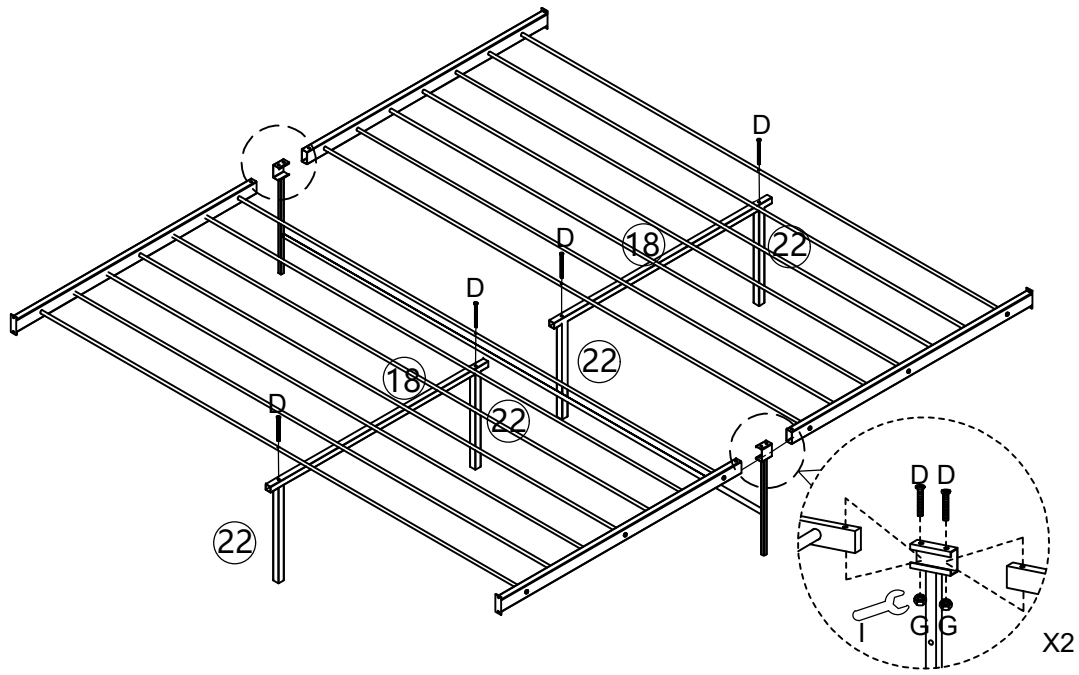
<p>B × 2</p>  <p>M6*40MM</p>	<p>E × 12</p>  <p>M6*12MM</p>		
--	---	--	--




HARDWARE LIST

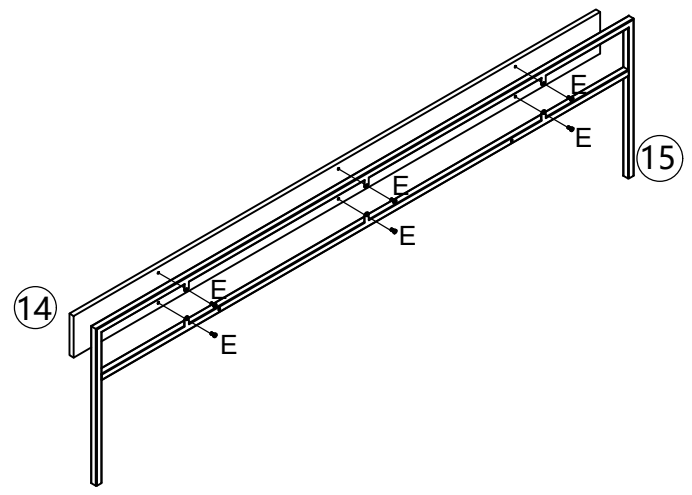
STEP 7

<p>D × 8</p>  <p>M6*55MM</p>	<p>G × 4</p>  <p>M6</p>	<p>I × 1</p>  <p>M6</p>	
--	---	--	--






STEP 8

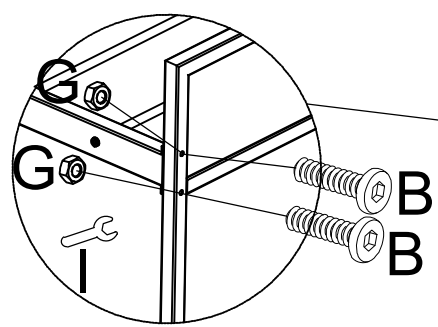
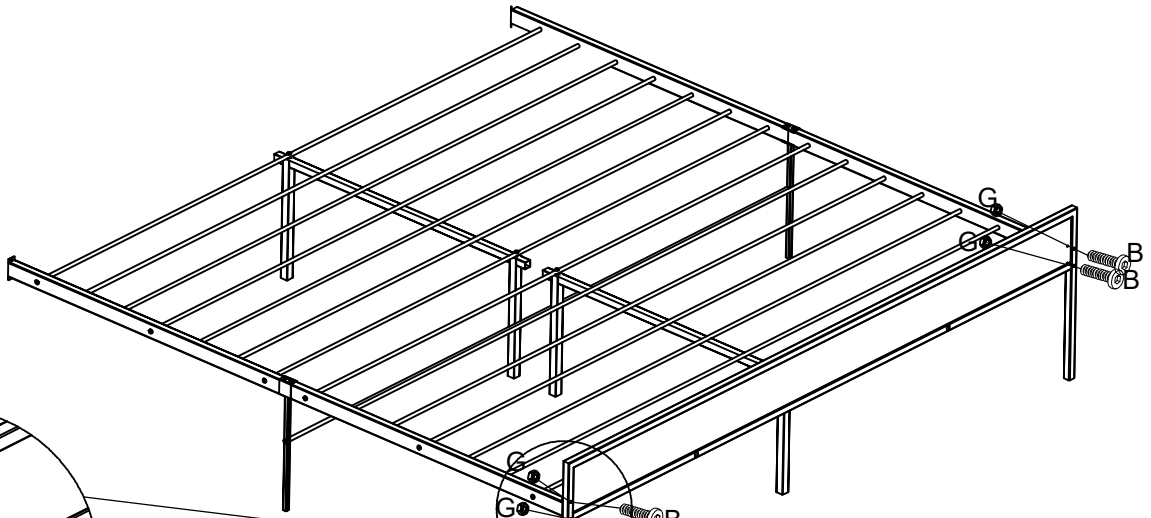
<p>E × 6</p>  <p>M6*12MM</p>			
--	--	--	--






HARDWARE LIST

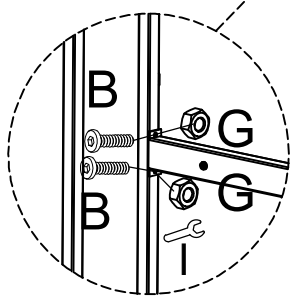
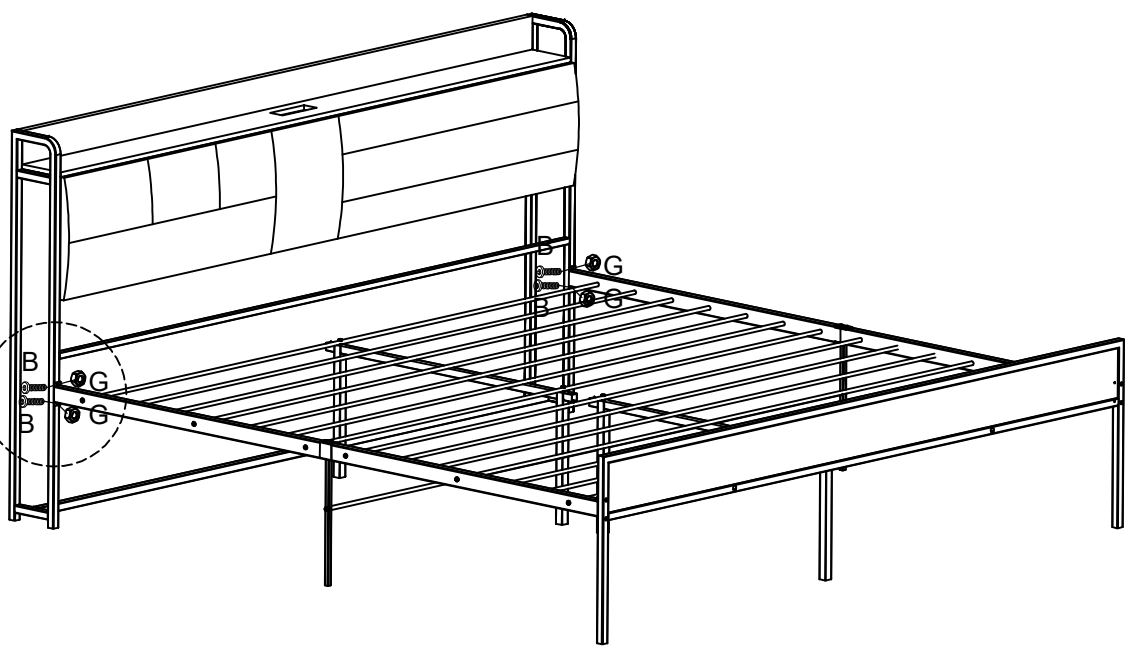
STEP 9

B x4  M6*40MM	G x4  M6	I x1  M6	
---	--	---	--




STEP 10

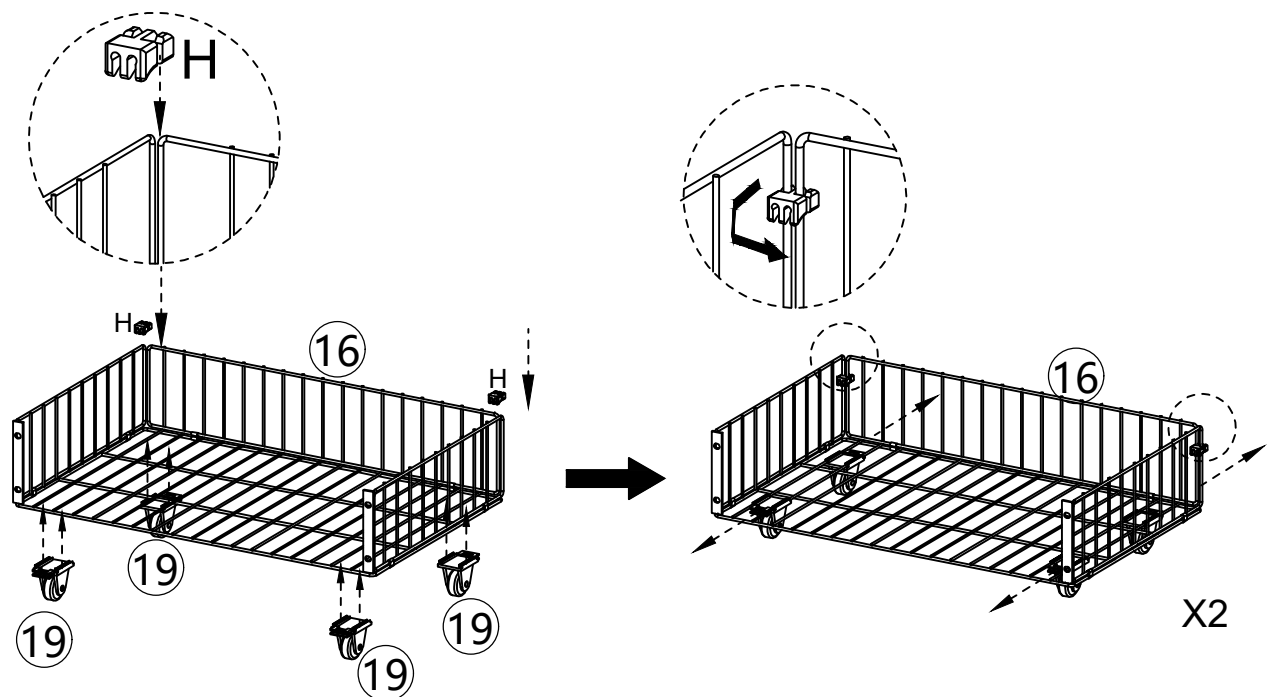
B x4  M6*40MM	G x4  M6	I x1  M6	
---	--	---	--




HARDWARE LIST

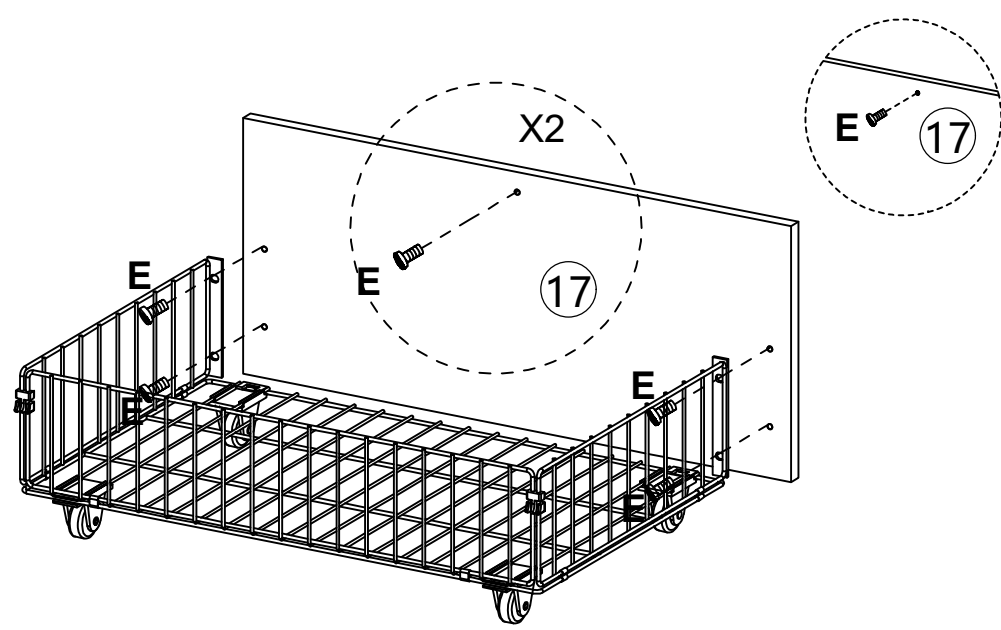
STEP 11

H × 4 			
--	--	--	--



STEP 12

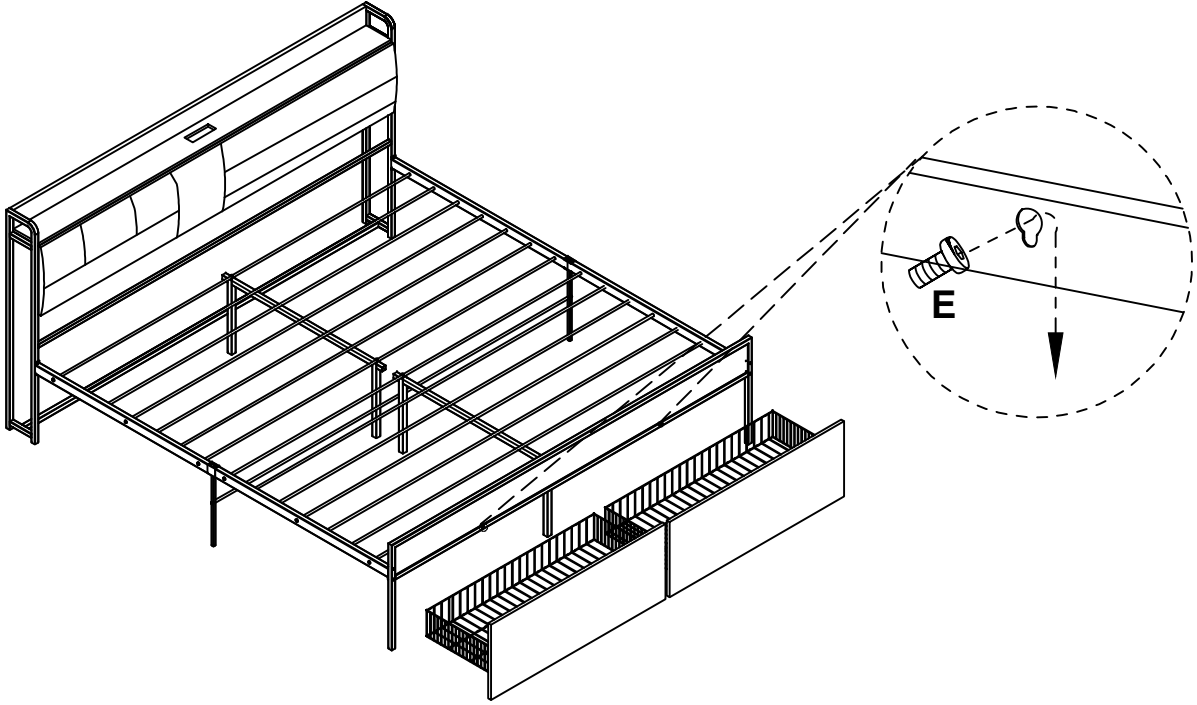
E × 10  M6*12mm			
--	--	--	--



The screws are tightened by hand and there is no need to tighten them too much

HARDWARE LIST

STEP 13



Dear customer, thank you for purchasing our products! We are proud to present our customers with high quality products!



If you have any product quality or use problems, please contact our customer service by purchase platform, we will ensure your satisfaction.



If you are satisfied with our products, please share your amazing experience with us and other customers! It would be our honor to hear from you!