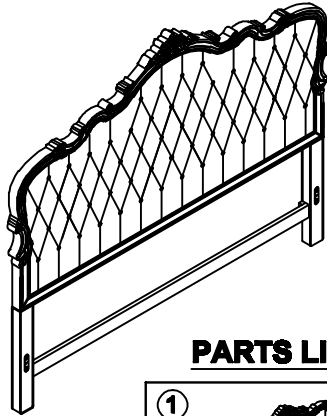






ASSEMBLY INSTRUCTION

DESCRIPTION :CAL.KING HEADBOARD/ E.KING HEADBOARD





Thank you for purchasing this quality product. Be sure to check all packing materials carefully for small parts, which may have come loose inside the carton during shipment. Identify and count all parts and compare with the parts list below.

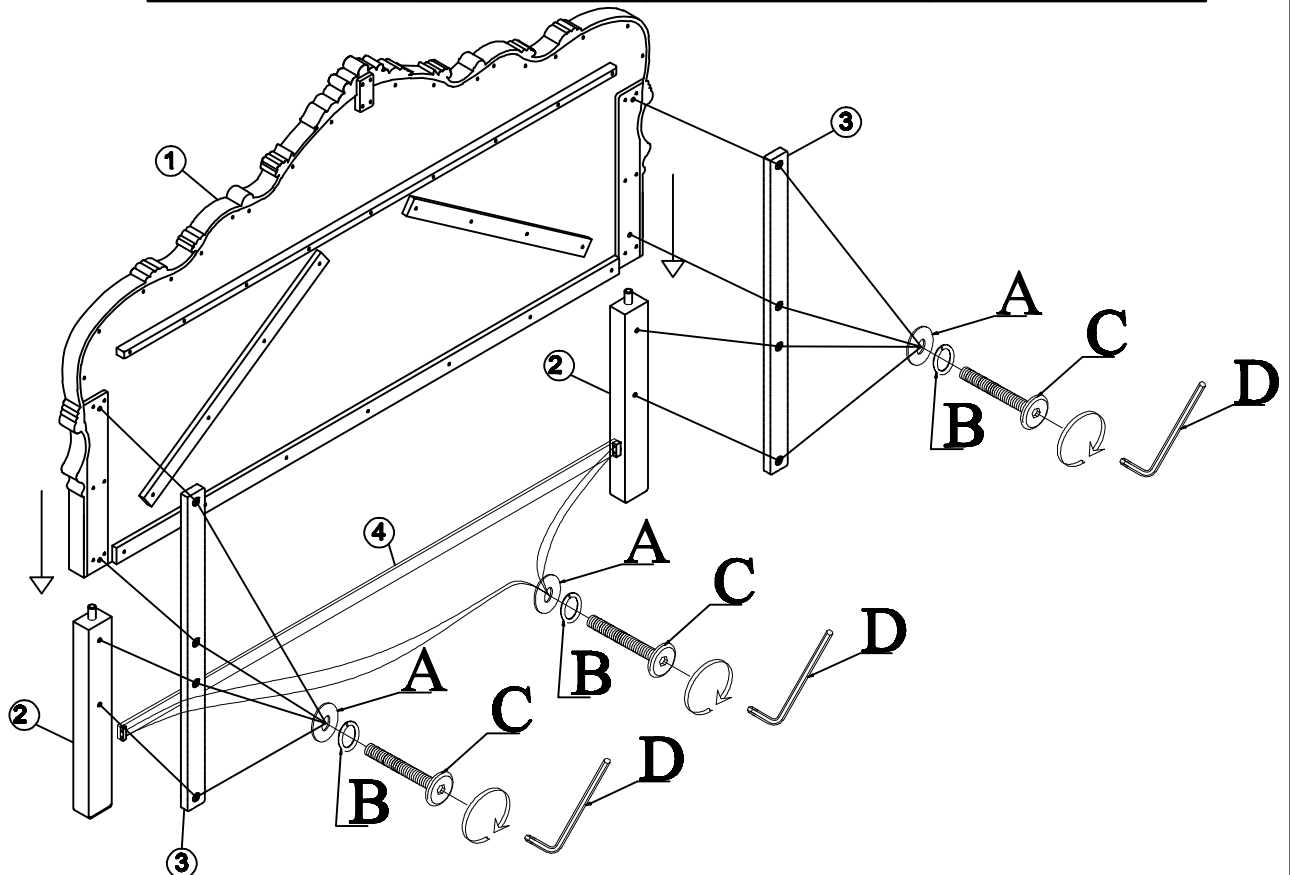


HARDWARE LIST

NO.	Drawing	Description	Q'ty
A		Flat washer (5/16"x19mm)	12pcs
B		Spring washer (5/16")	12pcs
C		Bolt (Φ5/16"×1-1/4")	12pcs
D		Allen wrench (5mm)	1pc

PARTS LIST:

	 LEFT POST	 RIGHT POST	
HEADBOARD: 1PC	POST-LEG: 2PCS	WOOD SUPPORT: 2PCS	HEAD BOARD SLAT: 1PC



CLEANING INSTRUCTION


Clean the Cal king/ E.king headboard surface with a furniture polish and a soft cloth.

Made in VietNam

ASSEMBLY INSTRUCTION


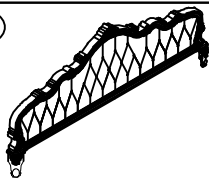
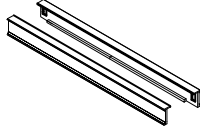
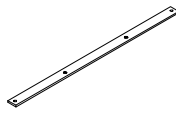

DESCRIPTION : CAL.KING BED

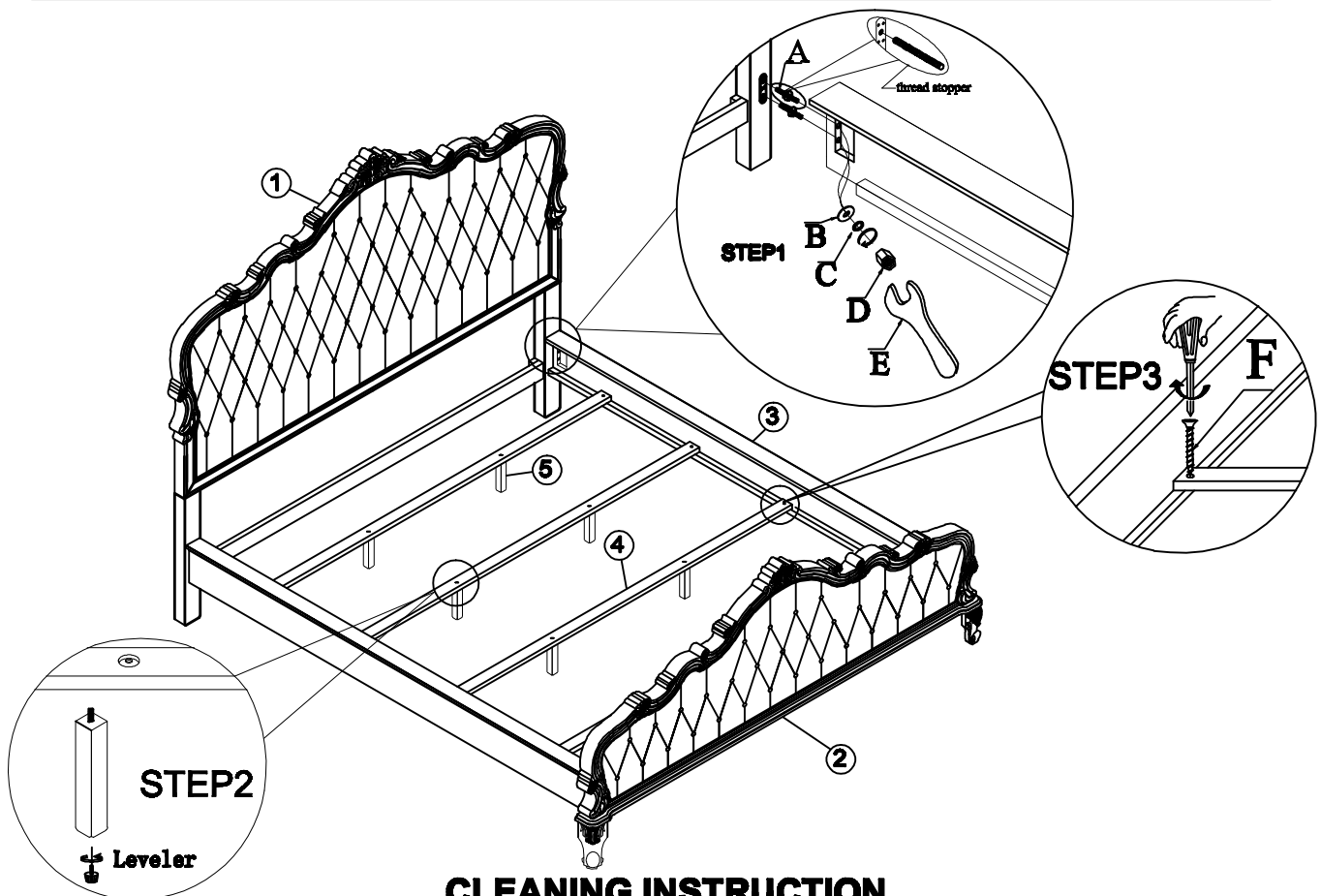
Thank you for purchasing this quality product. Be sure to check all packing materials carefully for small parts, which may have come loose inside the carton during shipment. Identify and count all parts and compare with the parts list below.



HARDWARE LIST			
NO.	Drawing	Description	Q'ty
A		Threaded Bolt (Ø5/16"X3-1/2")	8pcs
B		Flat washer (Ø5/16"x19mm)	8pcs
C		Spring washer (Ø5/16")	8pcs
D		Hex Nut (Ø5/16")	8pcs
E		Ø5/16" Wrench(12mm)	1pc
F		Wood screw	8pcs

PARTS LIST:

				
HEADBOARD: 1PC	FOOT BOARD: 1PC	SIDE RAIL: 2PCS	SLATS : 4PCS	SUPPOR LEGS : 8PCS



CLEANING INSTRUCTION

Clean the Cal king bed surface with a furniture polish and a soft cloth.

Made in VietNam