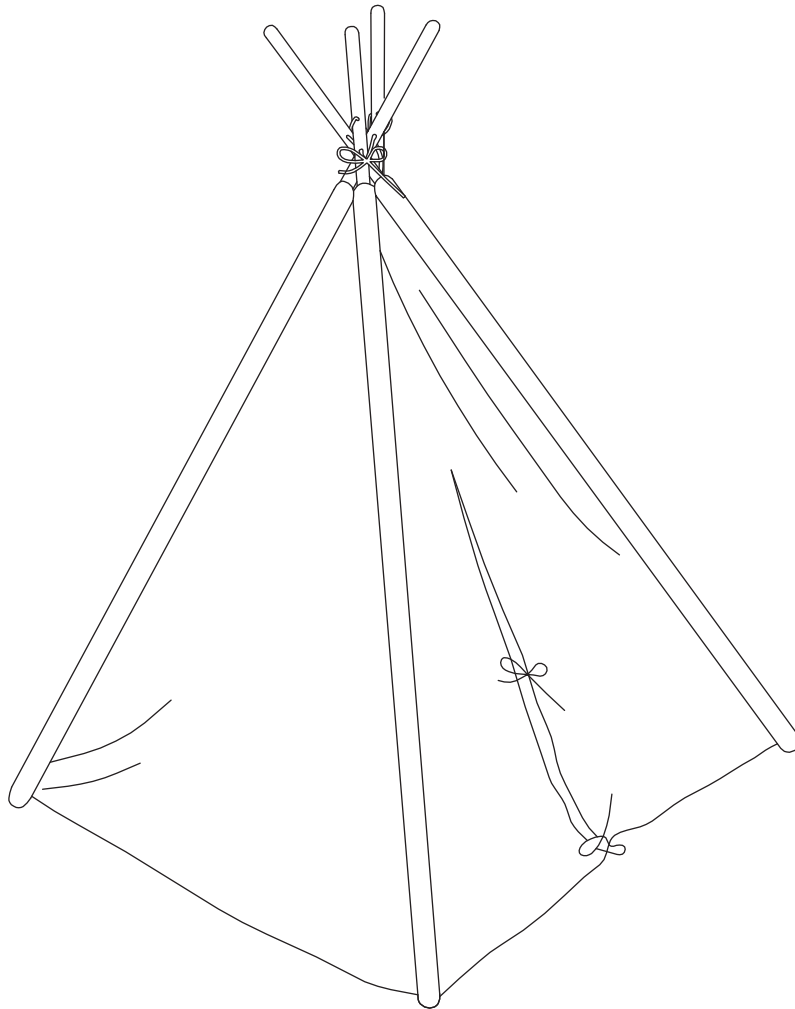



CARE INSTRUCTIONS

Thank you for choosing **LARGE PET TEEPEE**. With a little care and maintenance, **LARGE PET TEEPEE** will provide your pet with comfort and enjoyment for many years to come!


- To clean panels, use clean water on a damp cloth.
- When assembling **LARGE PET TEEPEE**, please handle all hardware with care to avoid any possibilities of damages and/or injuries.




NOTE: Please read all instructions carefully before starting assembly. Also, we recommend that the unit is fully assembled on a level surface. Two people are recommended to assemble this product.



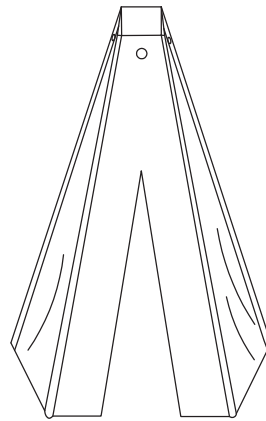
A TOP POLE X 4PCS



B BOTTOM POLE X 4PCS



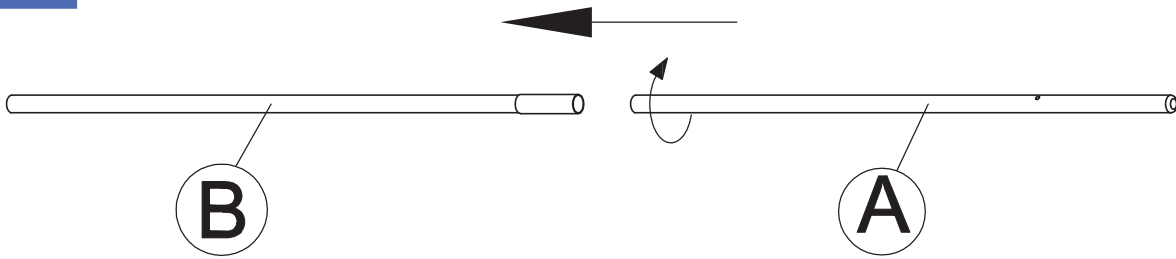
C CHORD X 1PC



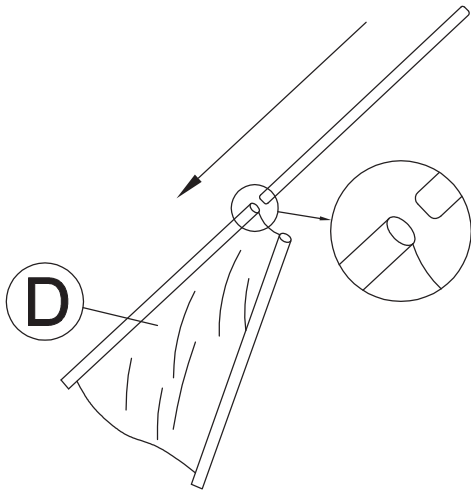
D TENT X 1PC

NOTE: Please read all instructions carefully before starting assembly.
Also, we recommend that the unit is fully assembled on a level surface.
Two people are recommended to assemble this product.

1



2



3

