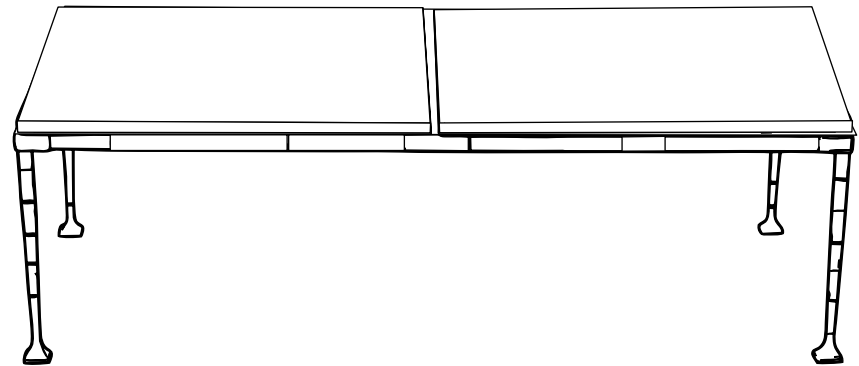


# KARMELNA CAST GLASS RECTANGLE COFFE TABLE

DESIGN # SFV7928A

Assembly Instructions



**Need help?**

Feel free to contact us via email or call  
if you have any specific questions!

**contact us:**

[cs@safavieh.com](mailto:cs@safavieh.com)

866-422-9070

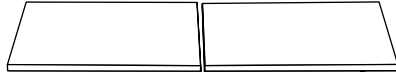
**SAFAVIEH**  
C O U T U R E

**Thanks for bringing  
Safavieh Couture into  
your home**

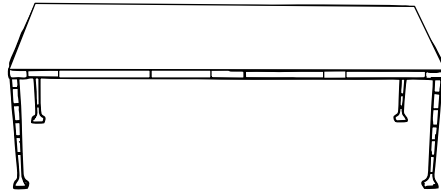
Every thing we make is incredibly simple to set up, including your new Coffee Table. You won't need any addition tools.

**Parts List**

A x 2  
Glass Top

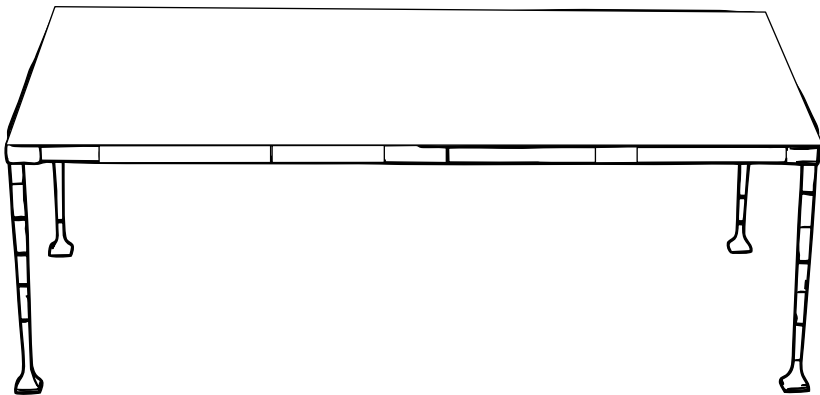


B x 1  
Metal Base



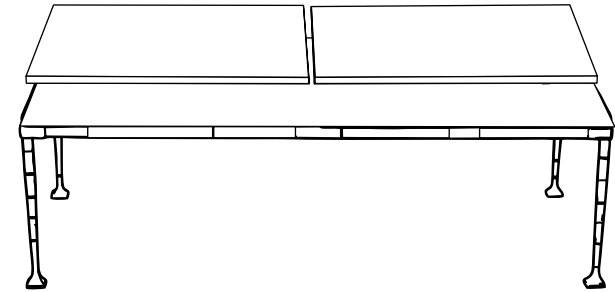
1

Place the Metal Base (B) upright on a clean & soft surface.



2

Place the Glass Top (A) on the Metal Base (B).



3

Place the table in the place where you will use it. We'd love to see it – just tag us (we're @safavieh) and use the hashtag #safavieh on instagram!

@safavieh

