JAMIE YOUNG Co

SLOPE 7-LIGHT CHANDELIER IN MATTE WHITE PAPER MACHE

5SLOP7-CHWH

SAFETY,INSTALLATION &CARE INSTRUCTIONS

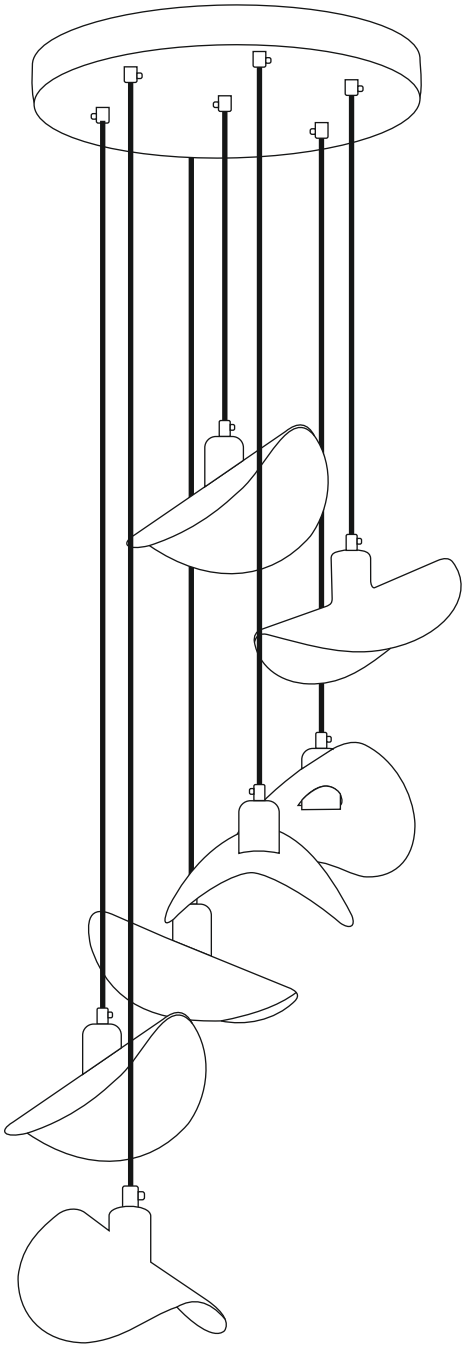

www.jamieyoung.com

PARTS LIST & HARDWARE LIST

LABEL	DESCRIPTIONS	PICTURE	QTY
A	MOUNTING PLATE		1X
B	CANOPY		1X
C	WIRE CONNECTOR		3X
D	SCREW	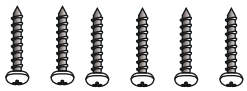	6X

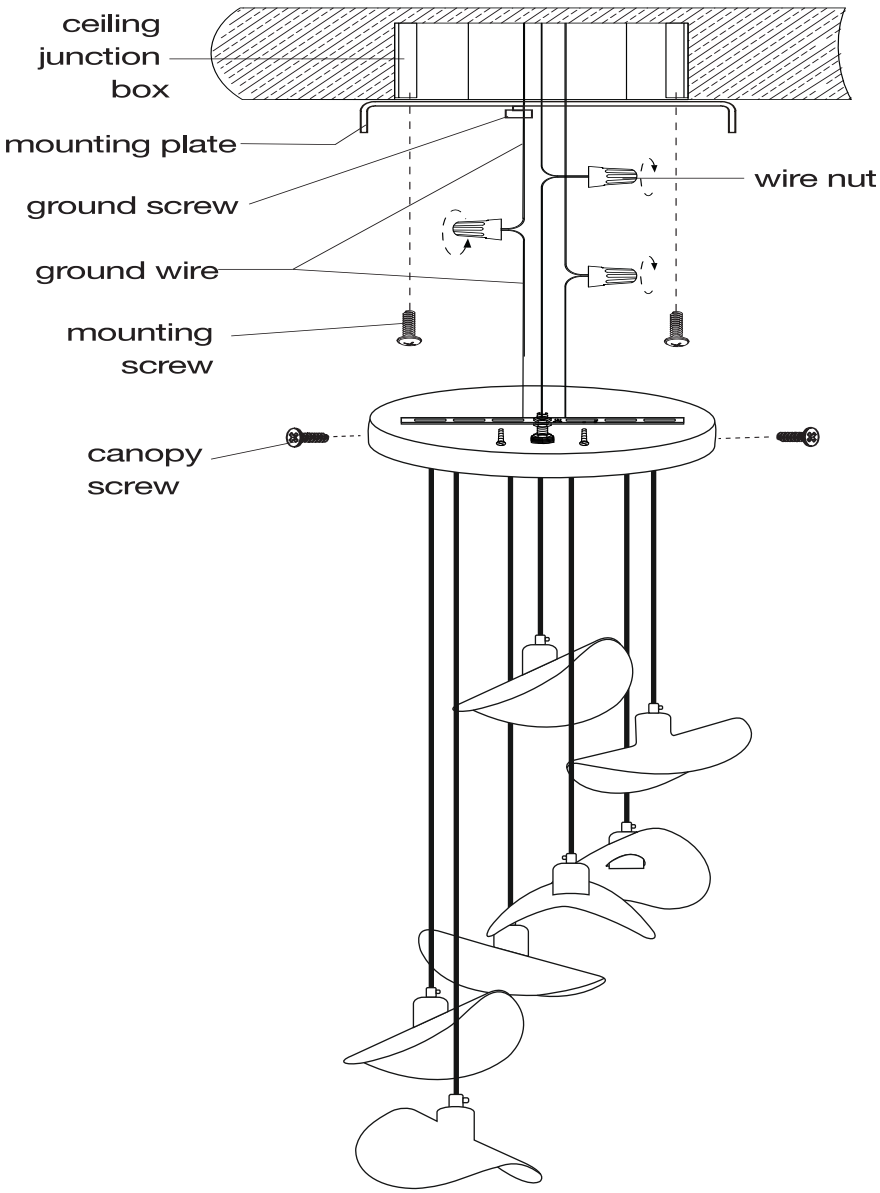

IMPORTANT INSTRUCTIONS:

(1) PLEASE UNPACK PARTS CAREFULLY . DO NOT THROW AWAY ANY PARTS.

(2) TURN OFF MAIN POWER TO JUNCTION BOX WHERE THE LAMP WILL BE INSTALLED.

(3) PLACE THE MOUNTING PLATE OVER THE CENTER OF CEILING JUNCTION BOX.
ALIGN HOLES IN MOUNTING PLATE WITH HOLES IN JUNCTION BOX AND **ATTACH WITH 6 MOUNTING SCREWS.**

(4)WRAP THE GROUND WIRE OF THE JUNCTION BOX AROUND SCREW ON THE MOUNTING PLATE AND SECURE THE SCREW.
ATTACH THE REMAINING GROUND WIRE FROM THE JUNCTION BOX TO THE FIXTURE GROUND WIRE WITH A WIRE NUT
AND WRAP THE CONNECTION WITH ELECTRICAL TAPE.

(5) ATTACH THE NEUTRAL FIXTURE WIRE FROM THE LAMP ASSEMBLY TO THE NEUTRAL JUNCTION BOX
WIRE **(USUALLY WHITE)** . FASTERN EACH TOGETHER WITH A WIRE NUT AND WRAP THE CONNECTION WITH ELECTRICAL TAPE.

(6) ATTACH THE HOT WIRE FIXTURE WIRE FROM THE LAMP ASSEMBLY TO THE HOT JUNCTION BOX WIRE
(USUALLY BLACK) FASTERN EACH TOGETHER WITH A WIRE NUT AND WRAP THE CONNECTION WITH ELECTRICAL TAPE.
DO NOT REVERSE THE HOT AND NEUTRAL CONNECTION

(7) GENTLY TUCK EXTRA CORD NEATLY INTO THE CANOPY ASSEMBLY.

(8) FIT CANOPY ASSEMBLY ONTO MOUNTING PLATE ANS SECURE WITH **2 CANOPY SCREWS.**

(9) INSERT THE MAXIMUM **25 WATT TYPE B BULB** OR **5 WATT SBLED I**NTO EACH THREADED SOCKETS. (***BULB NOT INCLUDED*)**

(10) TO AVOID RISK OF FIRE , **DO NOT USE EXCEED THE RECOMMENDED WATTAGE.**

(11) RESTORE THE POWER TO JUNCTION BOX AND TEST FIXTURE **.**

INSTALLATION IS NOW COMPLETED.

SAFATY INSTRUCTIONS :

WE RECOMMEND INSTALLATION OF THIS LAMP BE PERFORMED BY A PROFESSIONAL ELECTRICIAN.
DO NOT CONNECT ELECTRICITY UNTIL LAMP IS FULLY ASSEMBLED.
DO NOT TOUCH BULB WHEN FIXTURE IS TURNED ON OR LOOK DIRECTLY AT LIT BULB.
KEEP FLAMMABLE MATERIALS AWAY FROM LIT BULB

CARE & MAINTENANCE

DO NOT USE POLISHES OR CLEANERS OR CHEMICALS ON OUR LAMP
USE DRY CLOTH TO CLEAN ONLY.