


Shoe box assembly instructions



1. Fold the case along the fold line




2. Fold the sides of the case to 90°



3. Fold the bottom (with holes) to 90°



4. Snap the bottom tab into the square hole




5. Fold the tabs on either side



6. After aligning the door, snap it into the case

Multiple shoe boxes assembly instructions



1. Align the upper shoe box card slot



2. Insert tab into slot in the upper box



3. Pulling the middle tab outward



4. Align the same level shoe box



5. Done



6. Storage the shons