

**Wiggle Floor Lamp with Origami Shade**

**Item: 26476**




**Dimensions**

Height: 1550 mm

Width: 430 mm

Diameter of Shade 430 mm



**IP20**


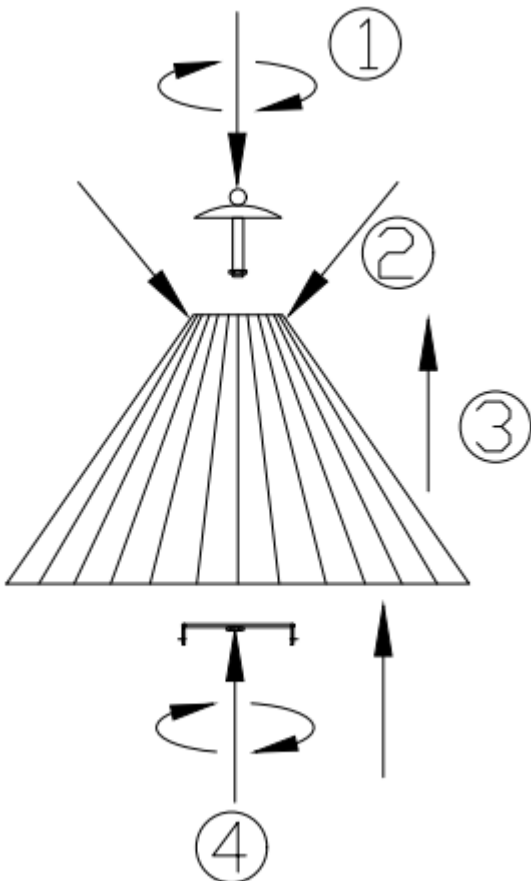


Thank you for purchasing the Wiggle Floor Lamp with Origami Shade. This manual will guide you through the setup and operation of the product. Please read the instructions carefully before using the light.

## SPECIFICATIONS

Material:	Metal
Light Source	LED
Recommended bulb wattage	40w
Bulb Shape	E27
Cable Length	3.5m
Cable Colour	Black
Switch Type:	Foot Switch
Switch colour	Black
Protection Class:	Class II
Waterproof Grade (IP Rating):	IP20 (Provides protection against solid objects that are larger than 12.5mm. No protection against water or moisture).

## Assembly



- Connect the top section (1) into the top of the shade (2)
- Inside frame (4) inside the shade and through the bolt which is attached to part (1). The shade will open fully.
- Thread the nut (provided) through the bolt. An tighten fully.
- Attached part (5) to the lamp/pole and tighten fully.
- Unscrew part (6)
- Attached the shade onto the lamp/pole.
- Reattach part (6) and fully tighten to secure the frame (4) and shade (2).

## Important Information

If you need help or have damaged or missing parts, call the Customer Helpline: 0161 837 6095  
Opening Times: Monday to Friday, 9am to 5pm. Closed Saturday and Sunday.  
(By contacting the customer service line your statutory rights are not affected)

Please have the following information to hand:

- ✓ Item Description
- ✓ Item Code
- ✓ Batch number
- ✓ Assembly Instructions

You can also e-mail your requests to us at: [customerservice@valuelights.co.uk](mailto:customerservice@valuelights.co.uk)

Alternatively, you can write to us at: Customer Service Department, Value Lights, 4 Omega Drive, Iram, Manchester, M44 5GR.

