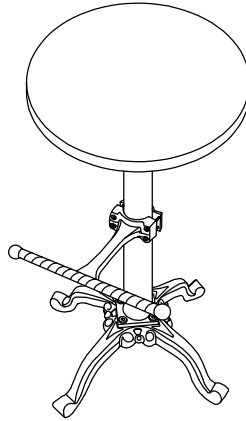


CHAIR & TABLE COMPANY

Assembly Instructions

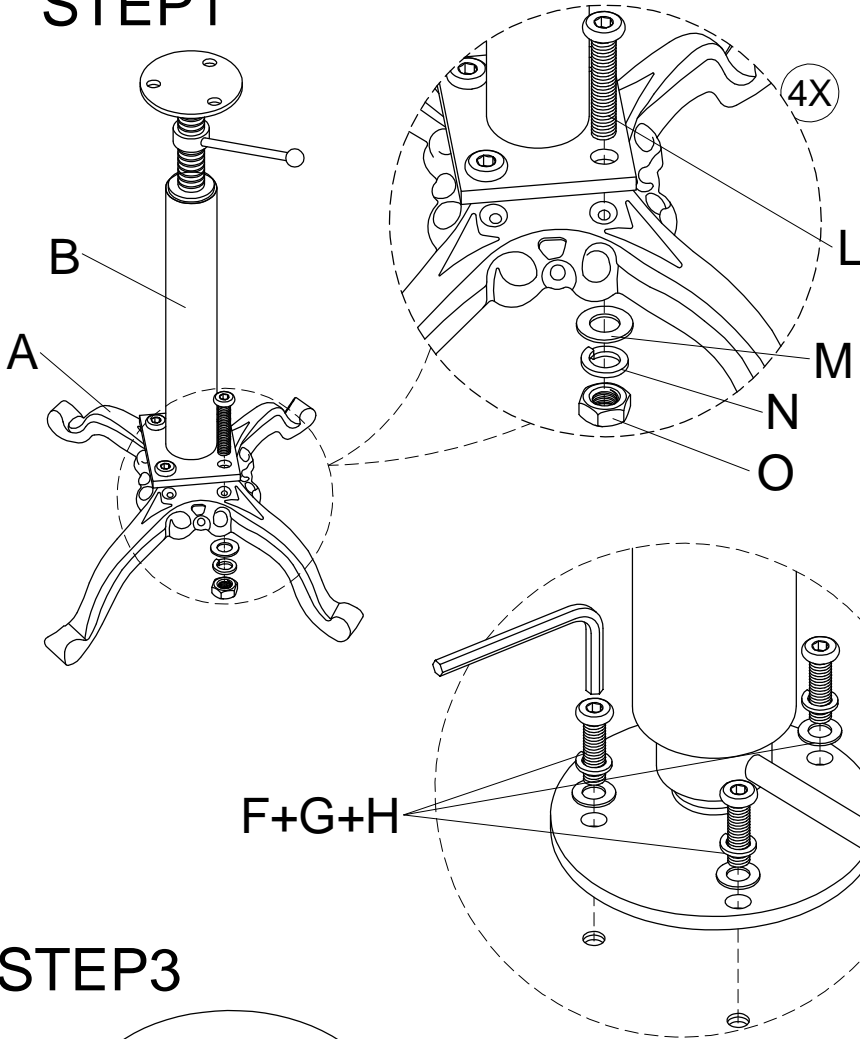


NO.	PART	DESCRIPTION	Q'TY	NO.	PARTS	DESCRIPTION	Q'TY
A		Base	1PC	F		Allen Head Bolt 1/4" × 5/8"	3PCS
				G		Flat Washer Ø12*T1.0	7PCS
				H		Spring Washer Ø10	7PCS
B		Leg	1PC	J		Hexagonal Nut 1/4"	4PCS
				K		Allen Head Bolt 1/4" × 2"	4PCS
C		Seat	1PC	L		Allen Head Bolt 5/16" × 1"	4PCS
				M		Flat Washer Ø20*T1.0	4PCS
				N		Spring Washer Ø12	4PCS
D		Foot Rest	1PC	O		Hexagonal Nut 5/16"	4PCS
				P		Allen Head Wrench 4MM	1PC
E		Bracket	1PC	Q		Open-end Wrench	1PC

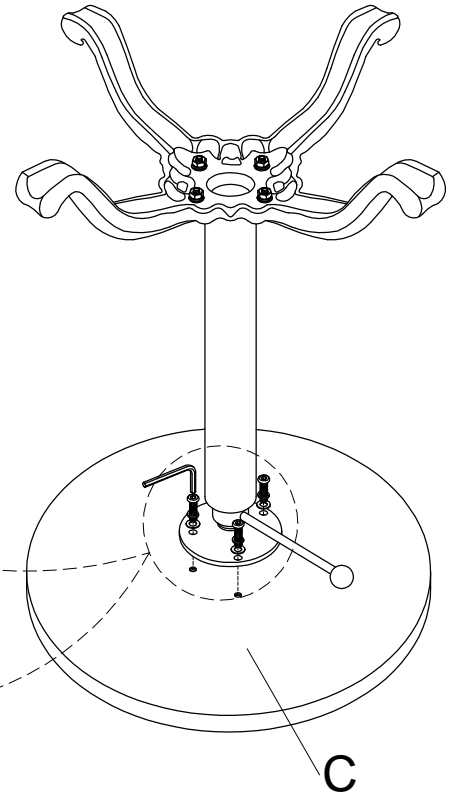
CHAIR & TABLE COMPANY

Assembly Instructions

STEP 1



STEP 2



STEP 3

