


Assembly Instructions

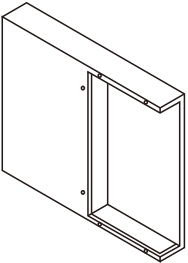
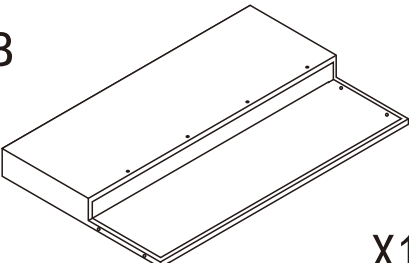
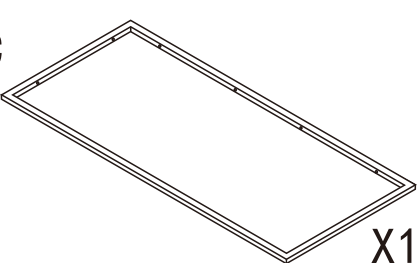
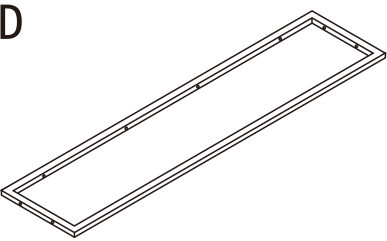
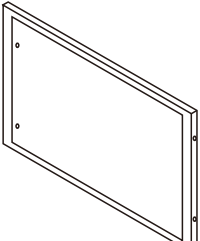
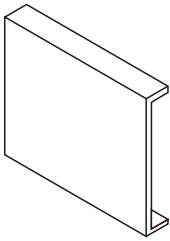
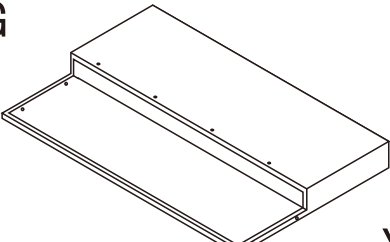
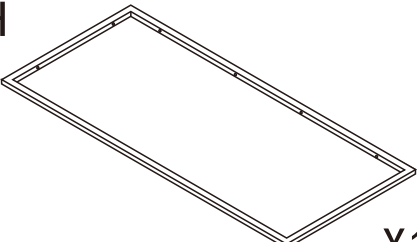
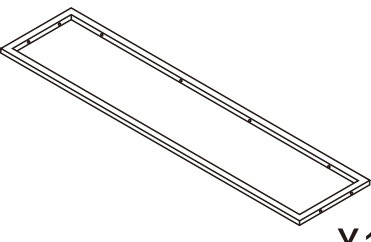
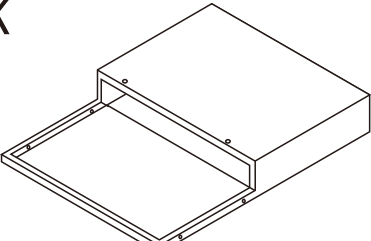
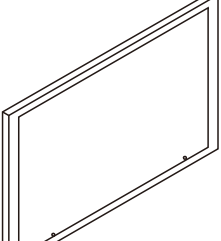
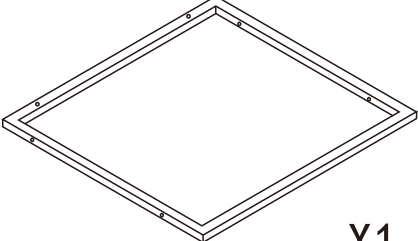
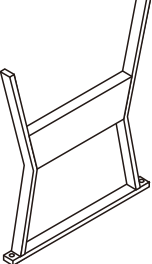
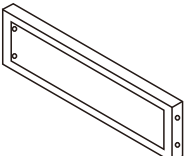
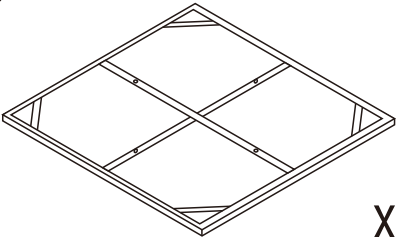
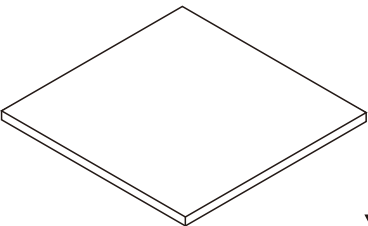
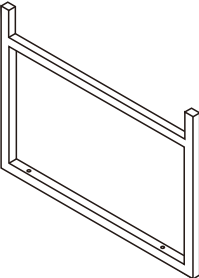
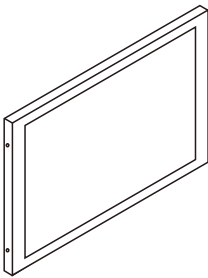
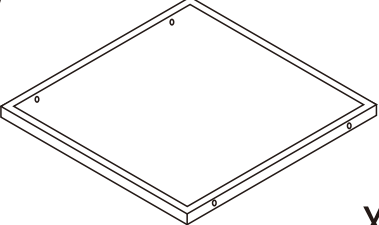
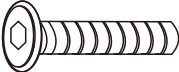



TIPS

1. Please read the instructions fully before assembly. These instructions include important information which could ensure correct assembly. We have been working on providing high quality products for you. However, in the rare instance that your product is defective, missing parts or there are some issues, **please don't hesitate to contact our customer service to submit parts requirements, assembly suggestion, or warranty claims, and we will give the best solution as soon as possible. If necessary, we need you to provide some more clear pictures of the issue.**

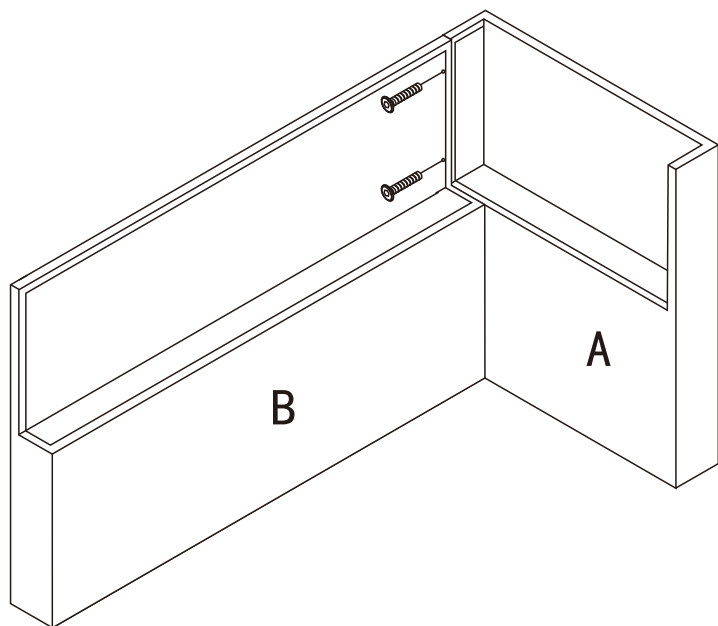
2. Insert the screws in holes and tighten the screws, but not too tight, 70 ~ 80% is ok, finally tighten all the screws. If some issues happened that some screws can not target to the hole or some parts are difficult to install, please adjust the tightness of the screws.

3. 2 people are recommended to finish

<div data-bbox="60 53 549 349">  <p>A</p> <p>X2</p> </div>	<div data-bbox="549 53 1037 349">  <p>B</p> <p>X1</p> </div>	<div data-bbox="1037 53 1525 349">  <p>C</p> <p>X1</p> </div>
<div data-bbox="60 349 549 645">  <p>D</p> <p>X1</p> </div>	<div data-bbox="549 349 1037 645">  <p>E</p> <p>X3</p> </div>	<div data-bbox="1037 349 1525 645">  <p>F</p> <p>X1</p> </div>
<div data-bbox="60 645 549 940">  <p>G</p> <p>X1</p> </div>	<div data-bbox="549 645 1037 940">  <p>H</p> <p>X1</p> </div>	<div data-bbox="1037 645 1525 940">  <p>I</p> <p>X1</p> </div>
<div data-bbox="60 940 549 1236">  <p>K</p> <p>X1</p> </div>	<div data-bbox="549 940 1037 1236">  <p>L</p> <p>X1</p> </div>	<div data-bbox="1037 940 1525 1236">  <p>M</p> <p>X1</p> </div>
<div data-bbox="60 1236 549 1532">  <p>N</p> <p>X2</p> </div>	<div data-bbox="549 1236 1037 1532">  <p>O</p> <p>X 2</p> </div>	<div data-bbox="1037 1236 1525 1532">  <p>P</p> <p>X1</p> </div>
<div data-bbox="60 1532 549 1827">  <p>Q</p> <p>X2</p> </div>	<div data-bbox="549 1532 1037 1827">  <p>R</p> <p>X 4</p> </div>	<div data-bbox="1037 1532 1525 1827">  <p>S</p> <p>X 4</p> </div>
<div data-bbox="60 1827 549 2123">  <p>V</p> <p>X1</p> </div>	<div data-bbox="549 1827 1037 2123">  <p>M6*35mm</p> <p>X90</p> </div>	<div data-bbox="1037 1827 1525 2123">  <p>U</p> <p>X1</p> </div>

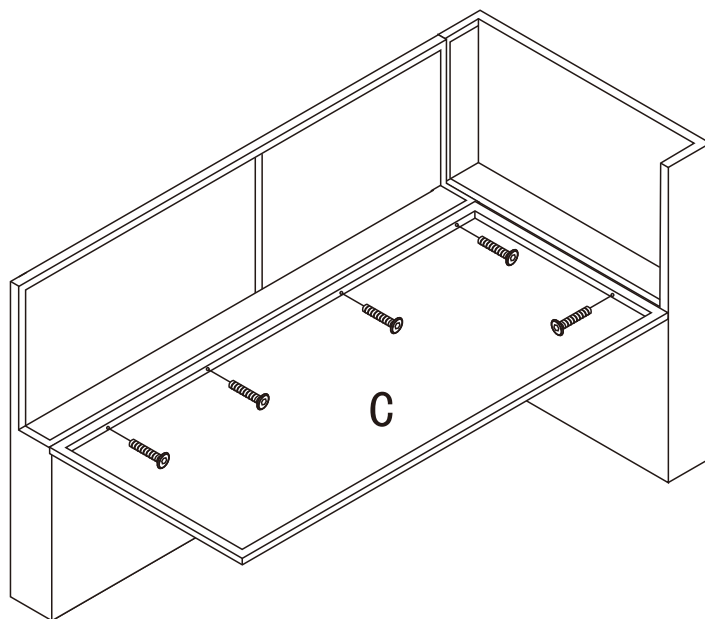
1

T*2



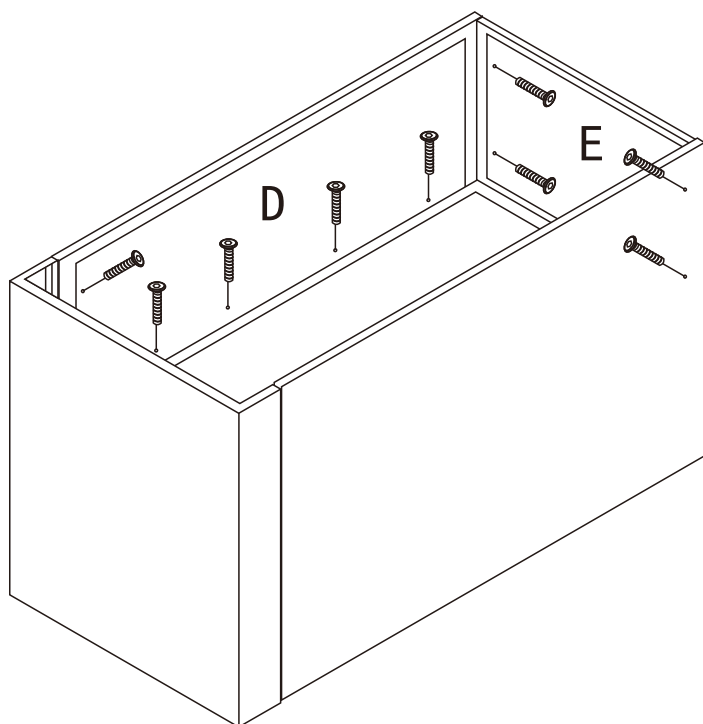
2

T*5



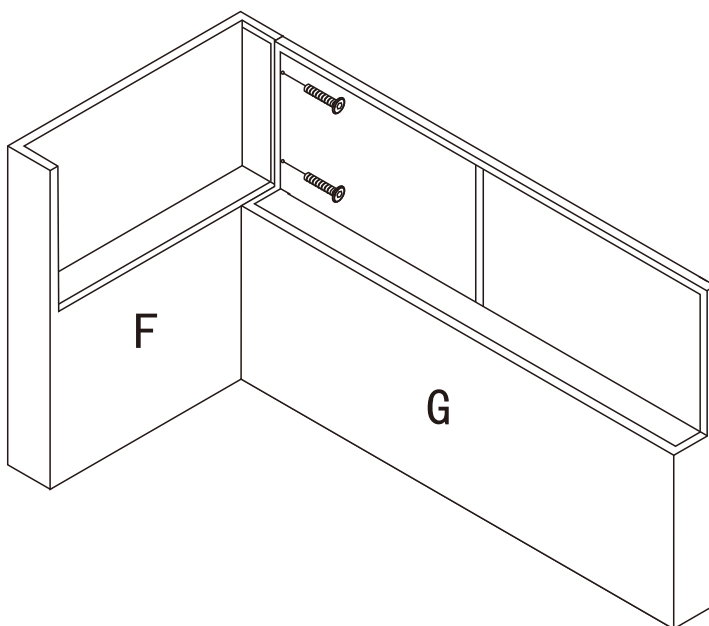
3

T*9



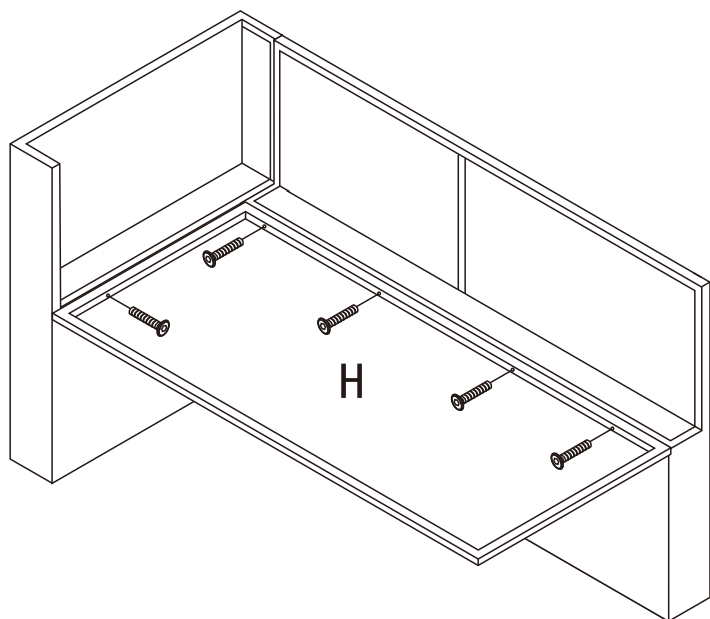
4

T*2



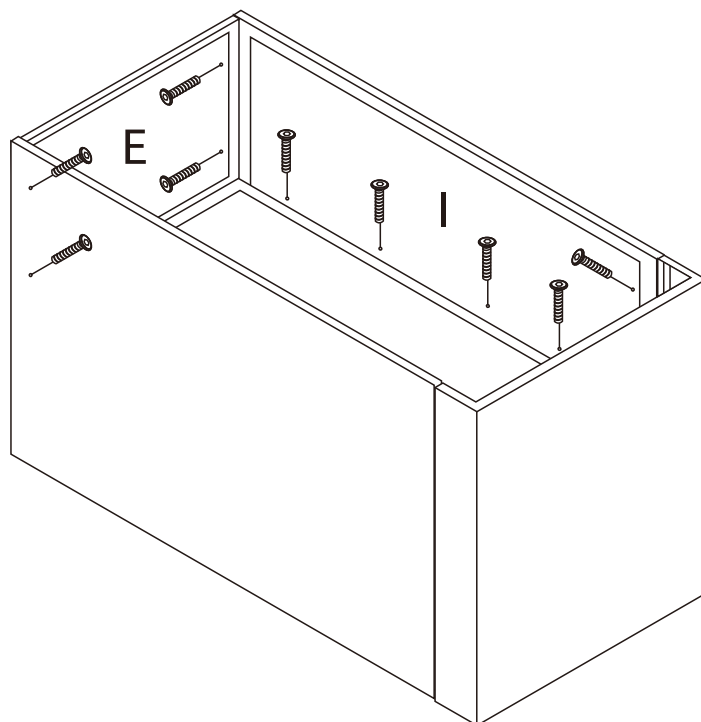
5

T*5



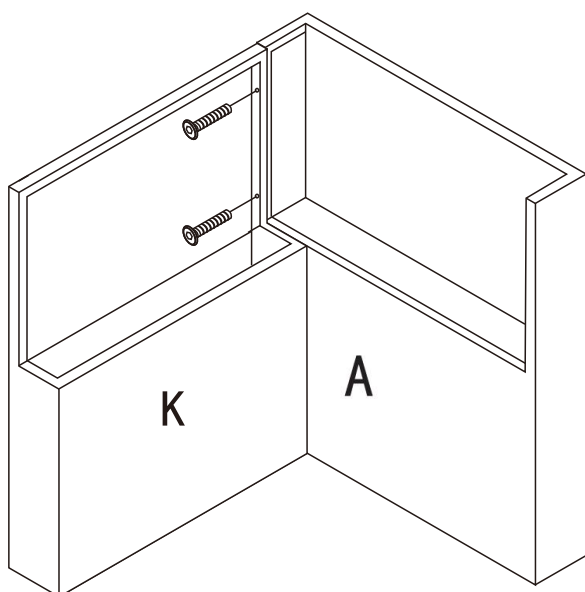
6

T*9



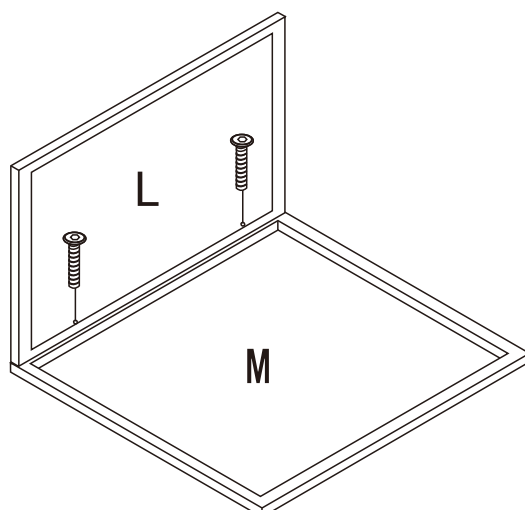
7

T*2



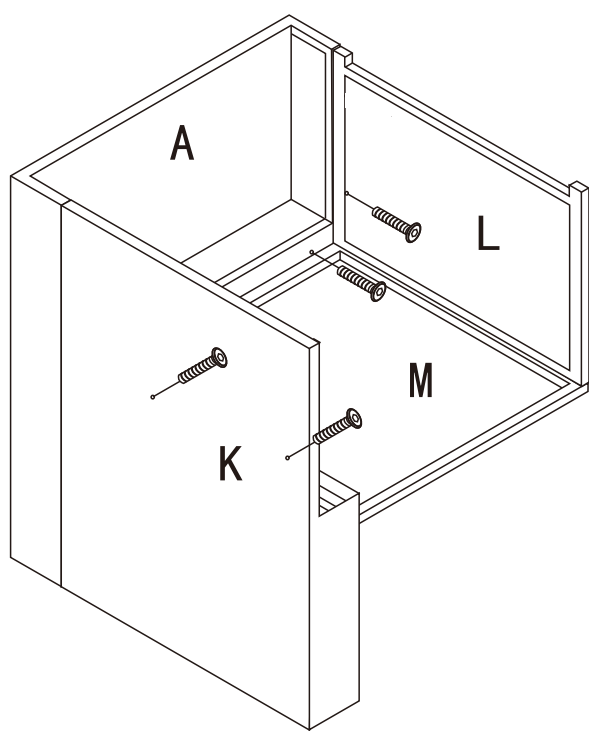
8

T*2



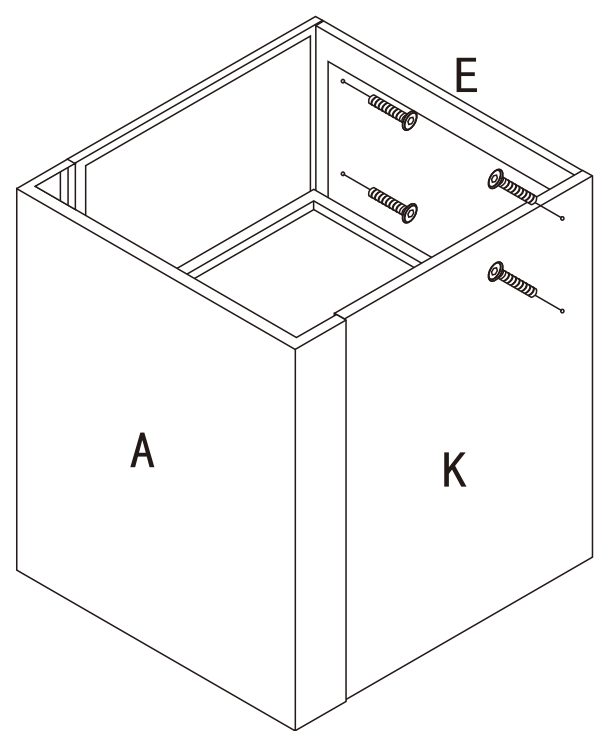
9

T*4



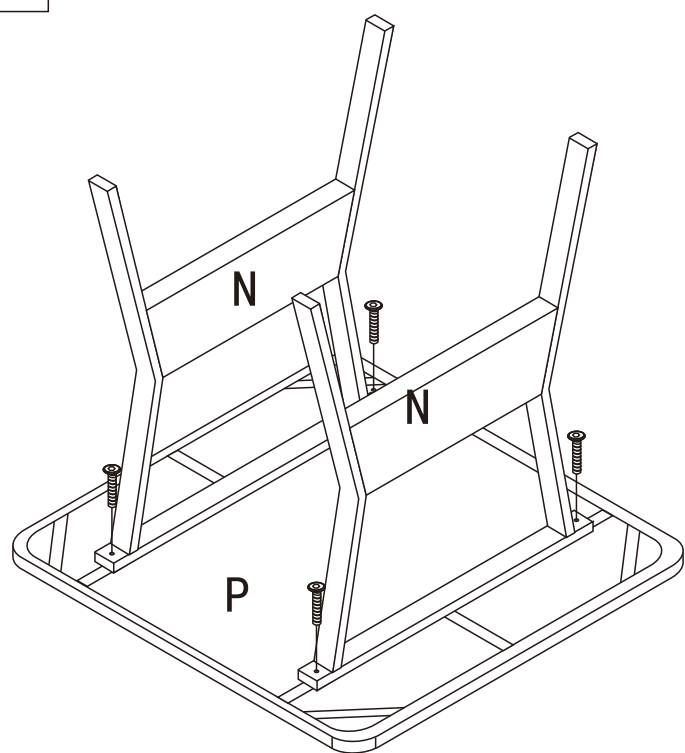
10

T*4



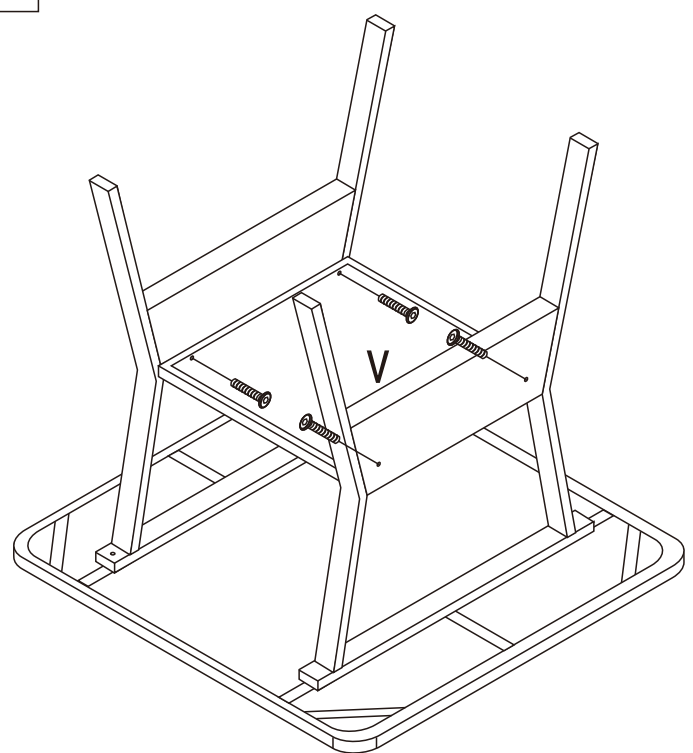
11

T*4



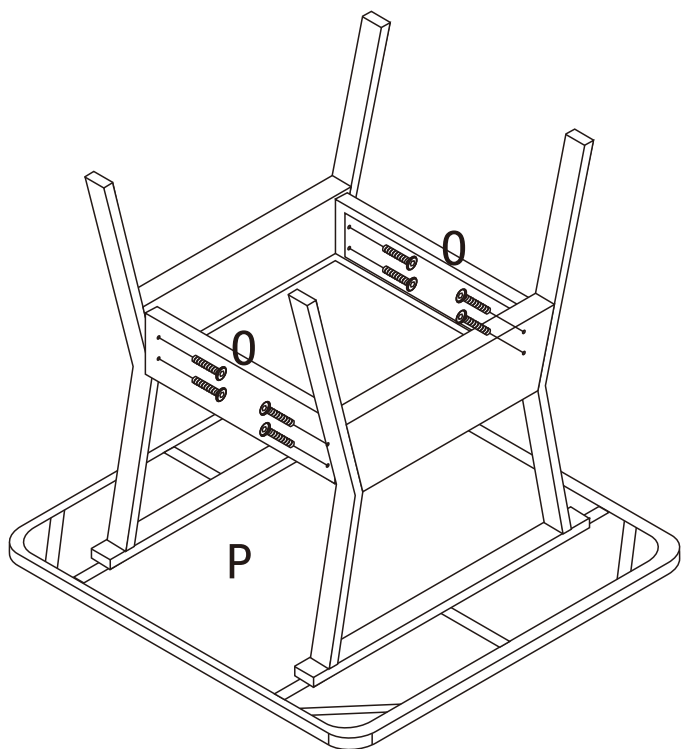
12

T*4



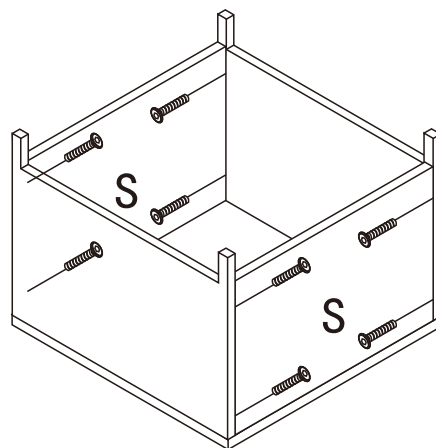
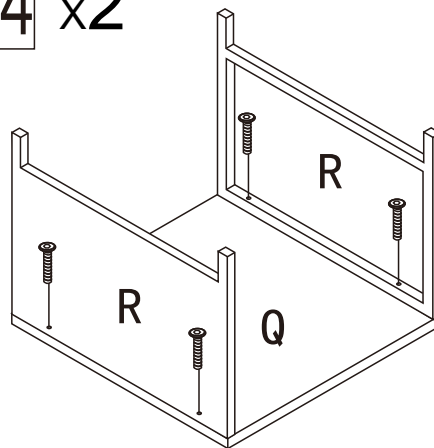
13

T*8



14 x2

T*12



15

