


Assembly | Asamblea | Assemblage



Thanks!

Thank you for your purchase.


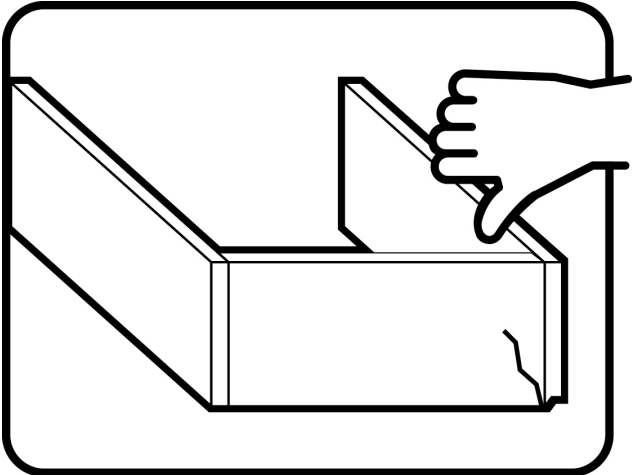
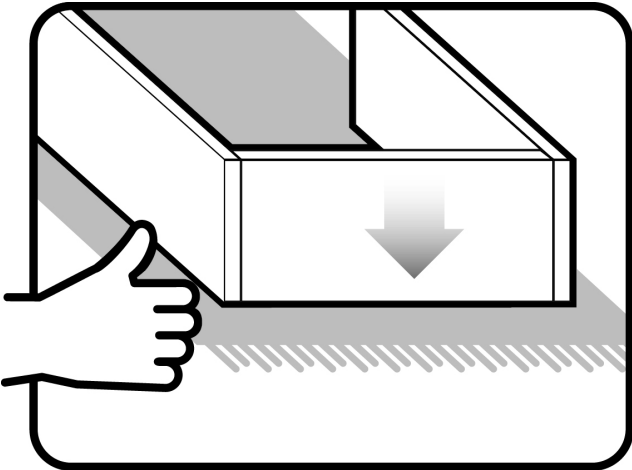
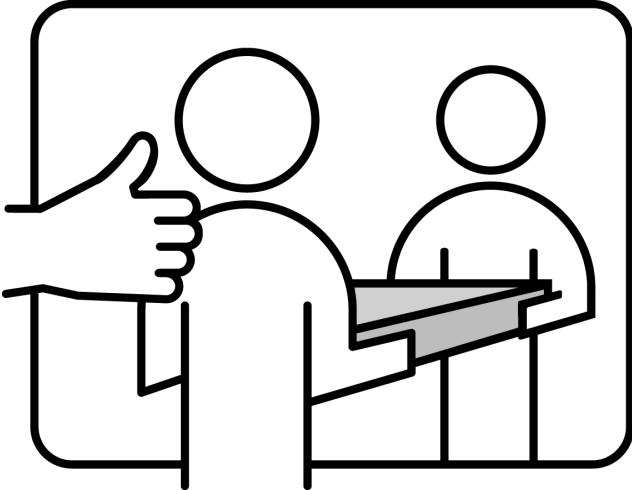
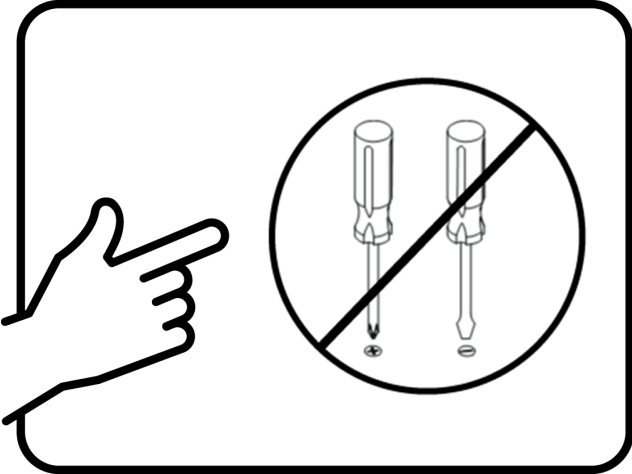
¡Gracias!

Gracias por su compra.

Merci!

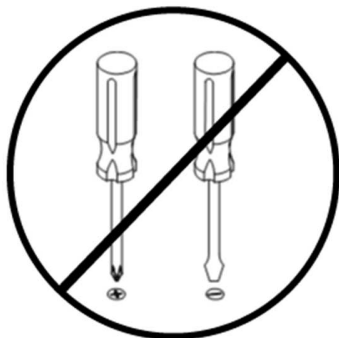
Merci de votre achat.

Assembly | Asamlea | Assemblage



Assembly | Asamblea | Assemblage

Techniques | Técnicas | Techniques

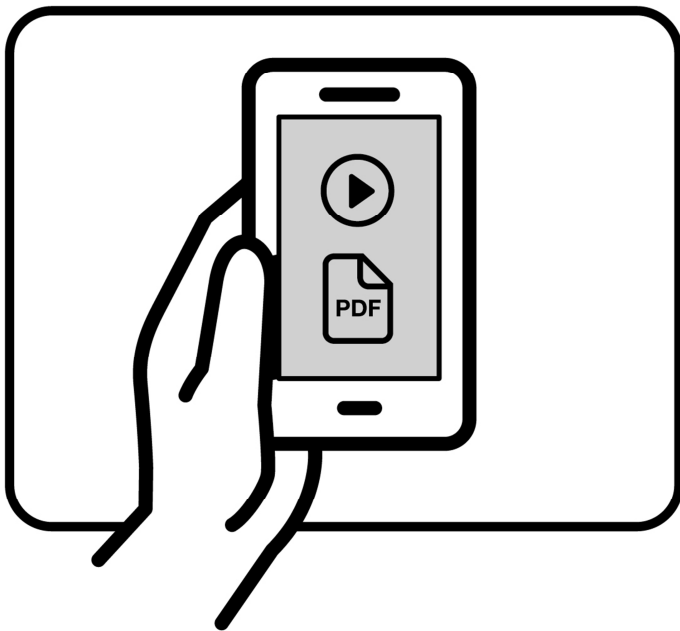



Care | Cuidado | Entretien



Assembly | Asamblea | Assemblage

Assembly Help | Ayuda de montaje | Aide à l'assemblage



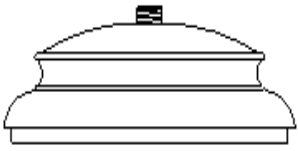
Safety | Seguridad | Sécurité



Note! | Nota: | Remarque!




A



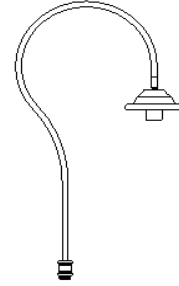
x1

B



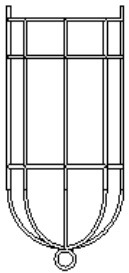
x2

C



x1

D



x1

E



x1 ST64 bulb

F



x2

Instructions:

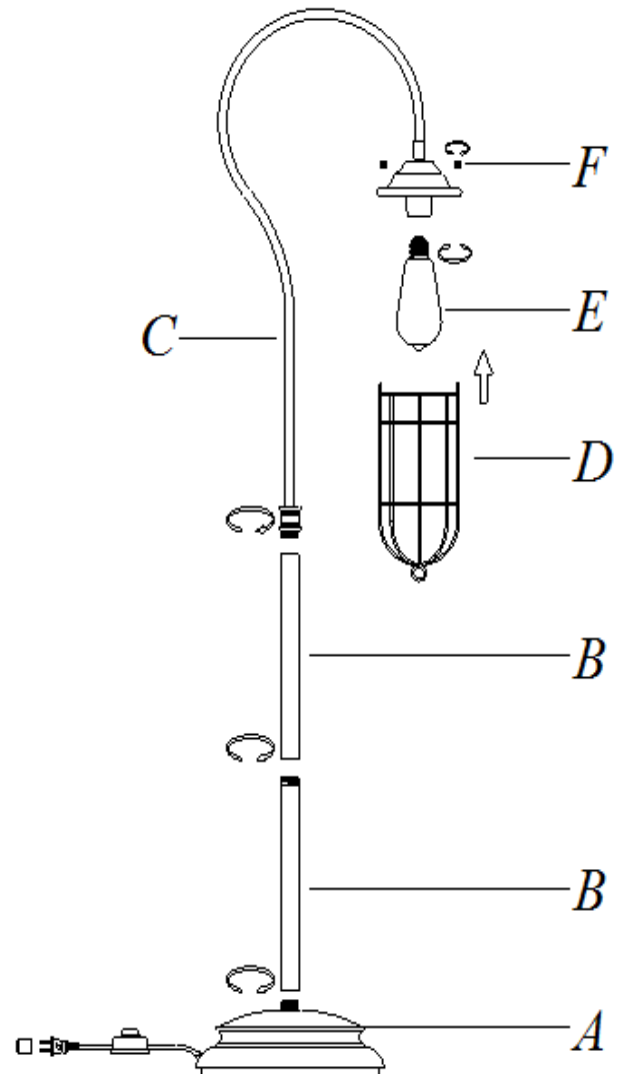
1. Attach posts (B) to lamp base (A).
2. Attach lamp body (C) to posts (B).
3. Screw the bulb (E) into the socket.
4. Secure the shade (D) to the lamp body (C) with 2 finials (F).

Instrucciones:

1. Fije los postes (B) a la base de la lámpara (A).
2. Fije el cuerpo de la lámpara (C) a los postes (B).
3. Enrosque la bombilla (E) en el zócalo.
4. Asegure la cortina (D) al cuerpo de la lámpara (C) con 2 remates (F).

Instructions:



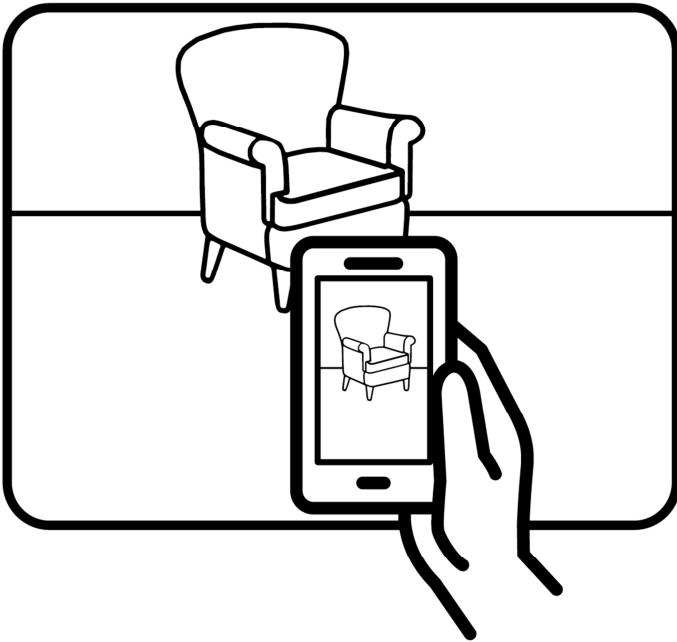
1. Connectez les messages (B) à la base de la lampe (A).
2. Fixez le corps de la lampe (C) aux poteaux (B).
3. Vissez l'ampoule (E) dans la prise.
4. Fixez l'ombre (D) au corps de la lampe (C) avec 2 finials (F).



Assembly | Asamblea | Assemblage

Congratulations! | ¡Felicitaciones! | Félicitations!

Share Your Thoughts | Queremos conocer su opinión | Partagez vos impressions



Assembly | Asamblea | Assemblage

May We Help You?

Have these ready when you call:

- Item Number
- PO #
- Purchaser Name
- Place of Purchase

Please immediately examine this product carefully.

¿Podemos ayudarle?

Cuando llame, tenga a mano lo siguiente:

- Número de artículo
- N.º de orden de compra
- Nombre del comprador
- Lugar de compra

Revise cuidadosamente este producto de inmediato.

Pouvons-nous vous aider?

Ayez les renseignements suivants en main quand vous appelez :

- Numéro de l'article
- Numéro du bon de commande (BC)
- Nom de l'acheteur
- Lieu d'achat

Veillez examiner immédiatement ce produit avec soin.