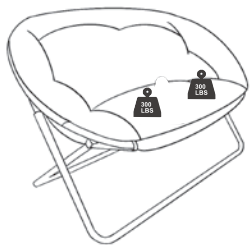


Thank you for your purchase!



Folding Double Saucer Chair

ASSEMBLY INSTRUCTIONS

Before You Begin:

Please identify all component parts and hardware pieces required before you begin. Carefully remove all of the components from the packaging and set aside for assembly. Assemble on a soft surface to prevent scratching during assembly.

Caution:

Tighten all components securely before use. Failure to do so may result in personal injury.

DO NOT use any sharp objects to open plastic wrapped components as damage to product or components may result.

Warning:

CHOKING HAZARD - Small Parts. Adult Assembly Required.

DO NOT ALLOW CHILDREN TO CLIMB ON FURNITURE

Serious or fatal injuries can occur from furniture tipping over. You must install Tipping Restraint Hardware (where included) to help prevent the unit from tipping and causing accidental injury, instability, death or damage. The tipping restraint is intended only as a safety measure, it is not a substitute for proper adult supervision.

To help prevent furniture from tipping over it must be permanently attached to the wall. Anti-Tip Safety Wall Straps suitable for the unit weight and wall materials (if not included) should be purchased and installed.



Congratulations!

You just purchased a piece of happiness. We believe you can transform your spaces into the most inspired places with furnishings that are the perfect combination of form, function and style. As original innovators of online furniture retail, we offer the best selection of popular, contemporary styles at cool, comfortable prices. And, with decades of proven shipping and packaging expertise, our Extended Quality Checklist ensures a rewarding, hassle-free experience time and time again. It's just what you need to bring your vision to life.



LIKE IT!

*Share it on social
& Tell a friend!
#Spaces2Places*



LOVE IT!

*Write an online
product review
where purchased*



NOT SURE?

*Let us help!
Contact our
customer support.*



We pride ourselves on providing an excellent customer experience starting right here with your package and instructions. Everything you need should be right where you need it, so you can get to enjoying your new item ASAP. But despite our best efforts, sometimes "slips happen." If you need any support, from replacement parts to recommendations,



Quality &
Durability Tested



Packaged
with Care



Shipped from
our U.S. Facility



Designed
for Easy
Assembly



Ethically
Sourced

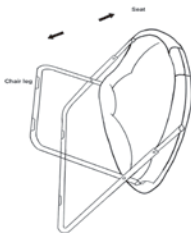
User Manual

1.



Stand chair on it's side with one chair leg facing up.

2.



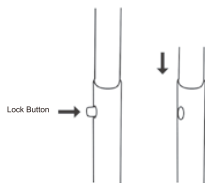
Pull chair leg away from the seat until you hear the click of the lock buttons.

3.



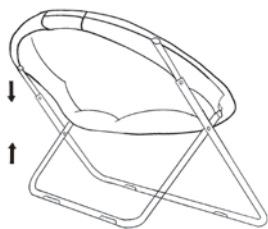
Return chair to the upright position.

4.



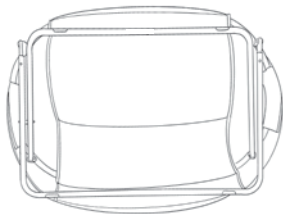
To fold the chair flat, press in on the lock button on each leg.

5.



Push the back of the chair downwards toward the floor until the chair is completely folded.

6.



Quality and Safety Guidelines

- Please follow the static and dynamic weight capacity limits provided on this item.
- Please use this item on a stable, level surface only. All chair legs/base should contact the flooring surface when in use. Do not use this item if any instability is detected.
- This chair is not intended for reclined positions. To prevent accidental tipping, do not push backward or forward while seated. Do not slide chair backwards, forwards or sideways while seated in chair.
-
- This item is intended for sitting only, do not climb or stand on this item.
- To prevent pinching or crushing injuries, ensure fingers are not in or near any part of the folding mechanism.
- This chair was designed to be used indoors only.
- For product longevity, product safety and product integrity, protect from wet and humid weather and store indoors in a dry location.