

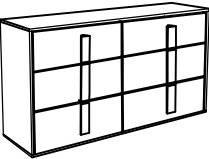


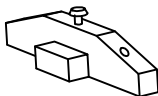
ASSEMBLY INSTRUCTIONS

**MODEL : 0407A
B780 DRESSER**

STEP 1 : Pull the bottom drawer and take out the KD leg carton (B & C). Assemble the KD leg (B & C) with CSK Screw(1) and securing with screw driver as shown.



(BOX 1)

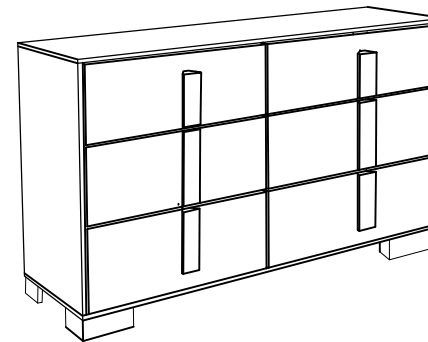
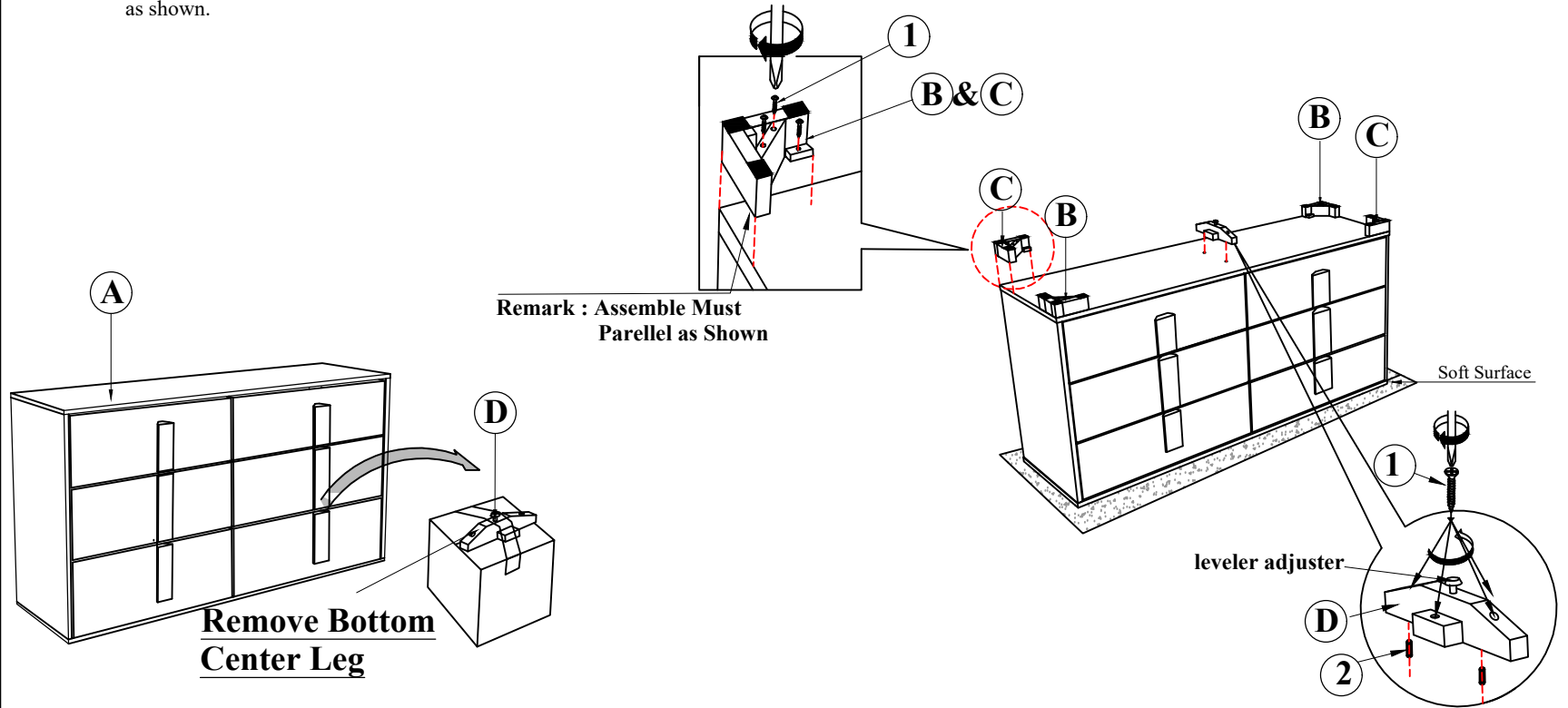
BOX OF DRESSER

NO	ITEM	QTY
	DRESSER	
A		1 pc
B	KD LEG LEFT 	2pcs
C	KD LEG RIGHT 	2pcs
D	BOTTOM CENTER LEG 	1 pc

(BOX 1)

HARDWARE LIST

NO	ITEM	QTY
1	Csk m4 x 28mm Rbw 	16 pcs
2	WOOD DOWEL 6mm x 30mm 	2pcs



COMPLETED ASSEMBLY

NOTE : MUST TIGHTEN SCREWS **PERIODICALLY** WITH USE SCREW WILL BECOME LOOSE CHECK TIGHTNESS OF ALL SCREW EVERY 6-8 WEEKS.