





ASSEMBLY INSTRUCTION

DESCRIPTION : RECTANGULAR END TABLE

Thank you for purchasing this quality product. Be sure to check all packing material carefully for small Hardware which may have come loose inside the carton during shipment. Identify and count all Hardware and compare with the Hardware List Below.

Parts List		
No.	Description	Qty.
①	Table Top	1 Pc
②	Leg	4 Pcs
③	Shelf Frame	1 Pc

Assembly Hardware Pack			
④			
No.	Description	Hardware	Qty.
Ⓐ	JCBC Screw Ø5/16" x 57mm		12 Pcs
Ⓑ	Spring Washer Ø5/16"		12 Pcs
Ⓒ	Flat Washer Ø5/16" x 19mm		12 Pcs
Ⓓ	Allen Key M4		1 Pc

