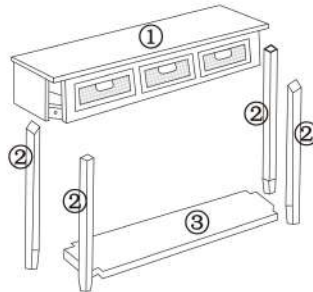


ASSEMBLY INSTRUCTION



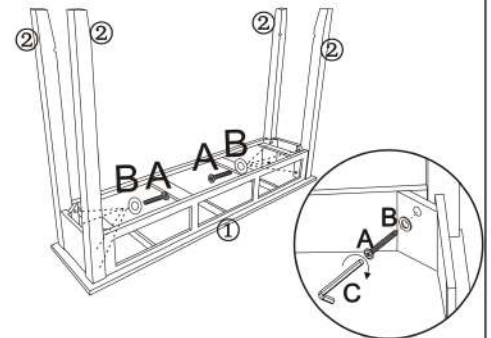
Assembly Tips: You must not tighten any screw yet until the table is assembled, when every part is OK, then tighten all the screws.



STEP 1

Assembly Tips: You must not tighten any screw yet in this step.

A x 8
 B x 8



M6x40
A x 12



B x 12



C x 1



D x 2



3x10mm
E x 4



F x 2

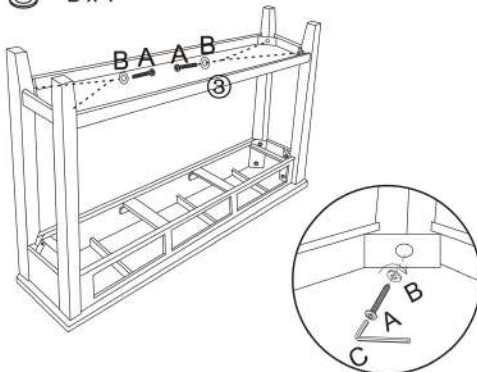


G x 2

STEP 2

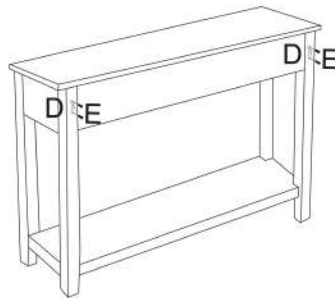
Assembly Tips: When every part is OK, You can tighten all screws in this step.

A x 4
 B x 4



STEP 3

D x 2
 E x 4



STEP 4

G x 2
 F x 2

