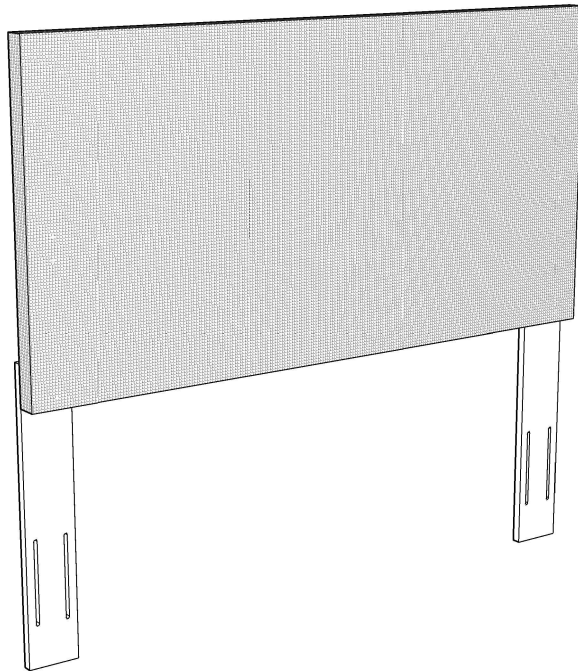



ASSEMBLY INSTRUCTION

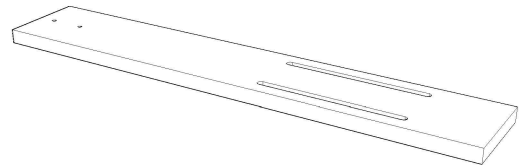
QUEEN HEADBOARD



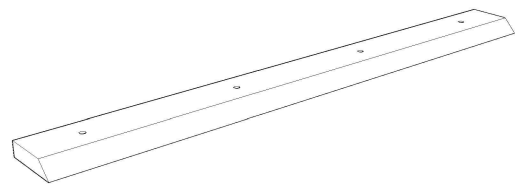
PART LIST



(A) HB Head : 1pc



(B) Leg : 2pcs

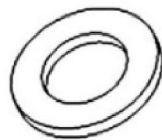


(C) Wall Bracket : 1pc

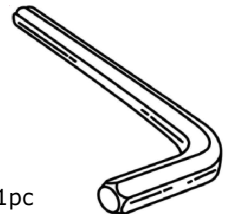
HARDWARE LIST



(1) JCBC Bolt : 4pcs



(2) Flat Washer : 4pcs



(3) Allen Key : 1pc



(4) Phillip Screw : 4pcs



(5) Fischer S6 : 4pcs