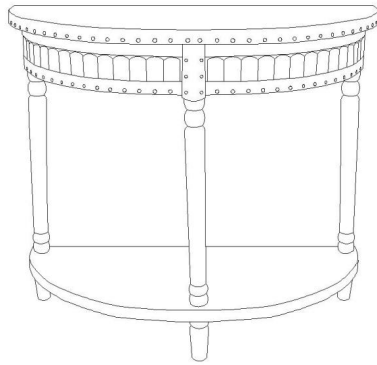


ASSEMBLY INSTRUCTIONS

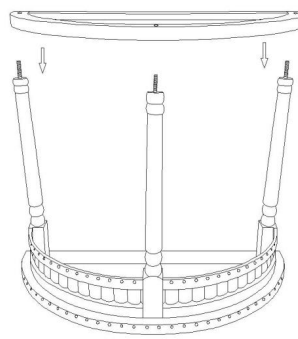
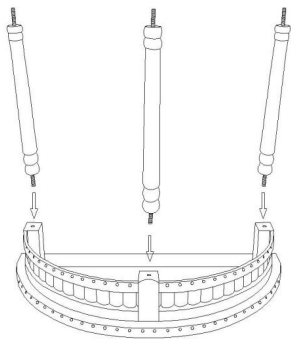


PARTS LIST

A	top	1pc	B	leg	3pcs
C	shelf	1pc	D	leg	3pcs

STEP 1: Put part B into part A and tighten by part B

STEP 2: Put part C into part B



STEP 3: Put part D into part B and tighten by part D

