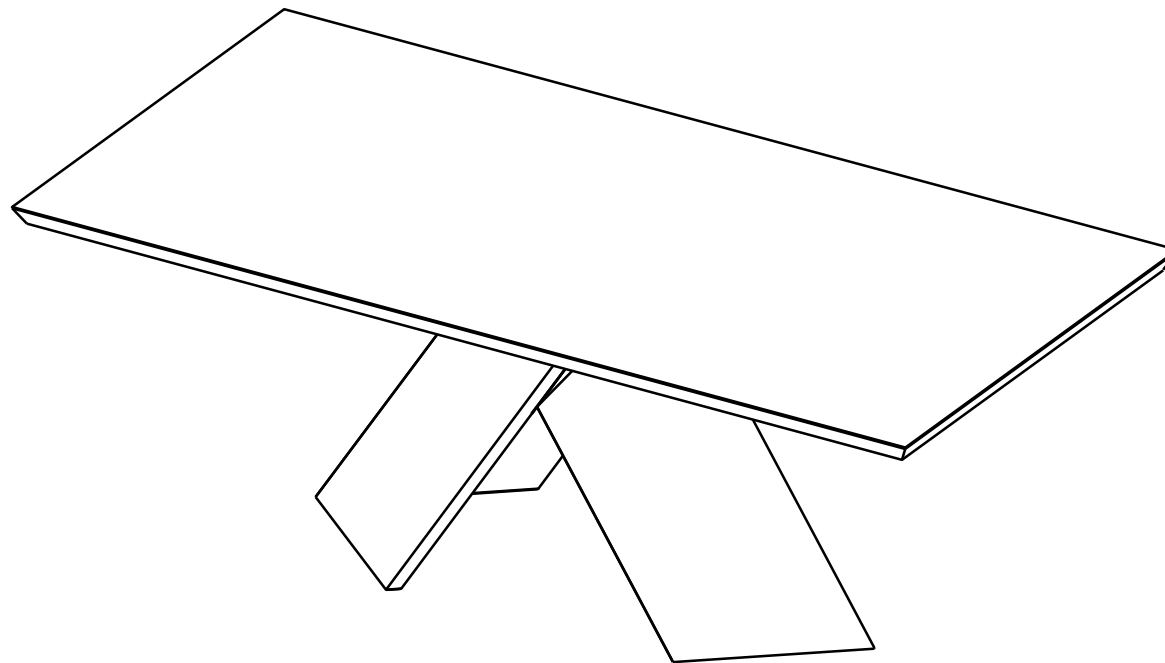


# ASSEMBLY INSTRUCTIONS.

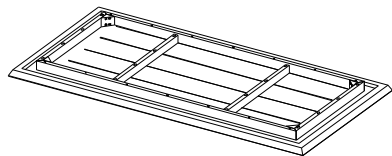
DINING TABLE



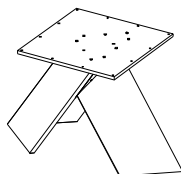
THANK YOU FOR YOUR PURCHASE!

## PARTS AND HARDWARE.

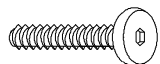
### A. TABLE TOP x 01 PC



### B. BASE x 01 PC



#### 1. BOLT x 12



#### 2. LOCK WASHER x 12



#### 3. FLAT WASHER x 12



#### 4. ALLEN KEY x 1



## NOTES.

Thank you for purchasing this quality product! Be sure to check all packing material carefully for small part that may have come loose inside the carton during shipping.

**CAUTION:** The item is heavy, assembly should be performed by two people.

## STEP 1.

