

General Guidelines

- Please read the following instruction carefully and use the product accordingly.
- Please keep this manual and hand it over when you transfer the product.
- This summary may not include every detail of all variations and considered steps. Please contact us when further information and help are needed.
- If there are any defective or missing parts after unpacking, please cease assembly and get in contact with us immediately.

Notes

- The product must be assembled and used in accordance with the provisions of the manual.
- There may be some odour after unpacking the parcel, please put this item in a ventilated place for a few days and the odour will dissipate.

Warnings

- During the assembly process, keep any small parts out of the reach of children. It may be fatal if swallowed or inhaled.
- To avoid the potential dangers of suffocation, please keep all parts and packaging (films, plastic bags and foam, etc.) away from babies and children.
- Do not stand or sit on the product.
- Never touch with sharp objects or corrosive chemicals, which may damage the surface of the item.
- Do not expose product to direct sunlight or rain; and do not put it in a humid place.

DE:

Allgemeine Hinweise

Bitte lesen Sie die folgende Anleitung sorgfältig durch und verwenden Sie das Produkt entsprechend.

Bitte bewahren Sie diese Anleitung auf und übergeben Sie sie bei der Übergabe des Produkts.

Diese Zusammenfassung kann nicht alle Details aller Varianten und berücksichtigten Schritte enthalten. Bitte kontaktieren Sie uns, wenn Sie weitere Informationen und Hilfe benötigen.

Sollten nach dem Auspacken Teile defekt sein oder fehlen, unterbrechen Sie bitte die Montage und setzen Sie sich sofort mit uns in Verbindung.

Hinweis

Das Produkt muss in Übereinstimmung mit den Bestimmungen der Anleitung montiert und verwendet werden.

Nach dem Auspacken des Pakets kann es zu einer gewissen Geruchsbildung kommen. Bitte stellen Sie diesen Artikel für einige Tage an einen belüfteten Ort, damit sich der Geruch verflüchtigt.

Warnungen

Bewahren Sie während des Zusammenbaus alle Kleinteile außerhalb der Reichweite von Kindern auf. Verschlucken oder Einatmen kann tödlich sein, eingeatmet werden.

Um mögliche Erstickengefahren zu vermeiden, halten Sie bitte alle Teile und Verpackungen (Folien, Plastikbeutel und Schaumstoff, etc.) von Säuglingen und Kindern fern.

Stellen oder setzen Sie sich nicht auf das Produkt.

Berühren Sie das Produkt nicht mit scharfen Gegenständen oder ätzenden Chemikalien, da diese die Oberfläche des Produkts beschädigen können.

Setzen Sie das Produkt nicht direktem Sonnenlicht oder Regen aus, und stellen Sie es nicht an einen feuchten Ort.

UK:

General Guidelines

Please read the following instruction carefully and use the product accordingly.

Please keep this manual and hand it over when you transfer the product.

This summary may not include every detail of all variations and considered steps.

Please contact us when further information and help are needed.

If there are any defective or missing parts after unpacking, please cease assembly and get in contact with us immediately.

Notes

The product must be assembled and used in accordance with the provisions of the manual.

There may be some odour after unpacking the parcel, please put this item in a ventilated place for a few days and the odour will dissipate.

Warnings

During the assembly process, keep any small parts out of the reach of children. It may be fatal if swallowed or inhaled.

To avoid the potential dangers of suffocation, please keep all parts and packaging (films, plastic bags and foam, etc.) away from babies and children.

Do not stand or sit on the product.

Never touch with sharp objects or corrosive chemicals, which may damage the surface of the item.

Do not expose product to direct sunlight or rain; and do not put it in a humid place.

FR

Conditions générales d'Utilisation

Veillez lire attentivement les instructions suivantes et utiliser le produit en conséquence.

Veillez conserver ce manuel et le remettre lorsque vous transférez le produit.

Ce résumé peut ne pas inclure tous les détails de toutes les variations et étapes envisagées. Veuillez nous contacter lorsque de plus amples informations et de l'aide sont nécessaires.

S'il y a des pièces défectueuses ou manquantes après le déballage, veuillez cesser l'assemblage et contactez-nous immédiatement.

Remarques

Le produit doit être assemblé et utilisé conformément aux dispositions du manuel.

Il peut y avoir une odeur après le déballage du colis, veuillez mettre cet article dans un endroit ventilé pendant quelques jours et l'odeur se dissipera.

Mises en garde

Pendant le processus d'assemblage, gardez toutes les petites pièces hors de la portée des enfants. Il peut être mortel en cas d'ingestion ou d'inhalation.

Pour éviter les dangers potentiels d'étouffement, veuillez garder toutes les pièces et emballages (films, sacs en plastique et mousse, etc.) hors de portée des bébés et des enfants.

Ne vous tenez pas debout ou ne vous asseyez pas sur le produit.

Ne touchez jamais à des objets pointus ou à des produits chimiques corrosifs, qui pourraient endommager la surface de l'article.

N'exposez pas le produit à la lumière directe du soleil ou à la pluie ; et ne le placez pas dans un endroit humide.

ES

Instrucciones generales

Lea atentamente las siguientes instrucciones y utilice el producto de acuerdo con ellas.

Conserve este manual y entréguelo cuando transfiera el producto.

Este resumen puede no incluir todos los detalles de todas las variantes y pasos considerados. Póngase en contacto con nosotros cuando necesite más información y ayuda.

Si después de desembalar el producto hay piezas defectuosas o que faltan, deje de montarlo y póngase en contacto con nosotros inmediatamente.

Notas

El producto debe ser montado y utilizado de acuerdo con las disposiciones del manual.

Puede haber algo de olor después de desembalar el paquete, por favor ponga este artículo en un lugar ventilado durante unos días y el olor se disipará.

Advertencias

Durante el proceso de montaje, mantenga las piezas pequeñas fuera del alcance de los niños. Puede ser mortal si se ingiere o se inhala.

Para evitar los posibles peligros de asfixia, mantenga todas las piezas y el embalaje (láminas, bolsas de plástico y espuma, etc.) fuera del alcance de los bebés y los niños.

No se ponga de pie ni se sienta sobre el producto.

No lo toque nunca con objetos afilados ni con productos químicos corrosivos, ya que podrían dañar la superficie del artículo.

No exponga el producto a la luz solar directa ni a la lluvia; y no lo ponga en un lugar húmedo.

IT

Linee guida generali

Si prega di leggere attentamente le seguenti istruzioni e di utilizzare il prodotto di conseguenza.

Conservare questo manuale e consegnarlo quando si trasferisce il prodotto.

Questo riassunto potrebbe non includere tutti i dettagli di tutte le varianti e i passi considerati.

Vi preghiamo di contattarci quando sono necessarie ulteriori informazioni e aiuto.

Se ci sono parti difettose o mancanti dopo il disimballaggio, si prega di interrompere il montaggio e mettersi in contatto con noi immediatamente.

Nota

Il prodotto deve essere assemblato e utilizzato in conformità con le disposizioni del manuale.

Ci può essere qualche odore dopo aver disimballato il pacco, si prega di mettere questo articolo in un luogo ventilato per alcuni giorni e l'odore si dissiperà.

Avvertenze

Durante il processo di montaggio, tenere tutte le piccole parti fuori dalla portata dei bambini. Può essere fatale se ingerito o inalato.

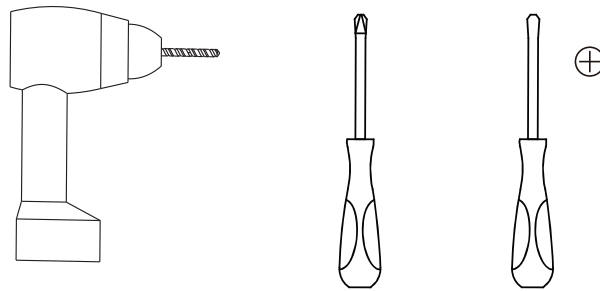
Per evitare i potenziali pericoli di soffocamento, tenere tutte le parti e l'imballaggio (pellicole, sacchetti di plastica e schiuma, etc.) lontano da Neonati e Bambini.



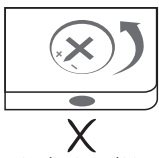
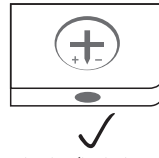
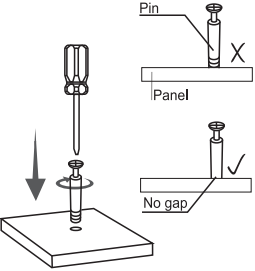
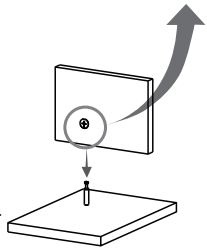
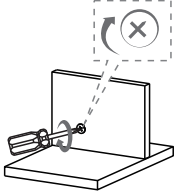
Non stare in piedi o sedersi sul prodotto.

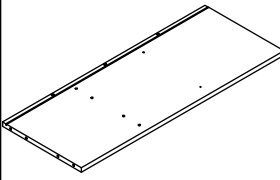
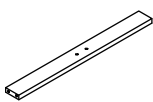
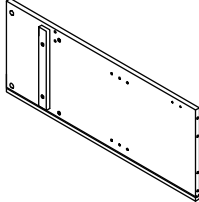
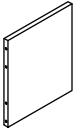
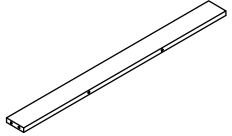
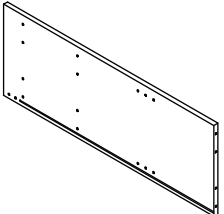
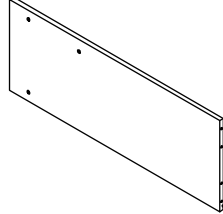
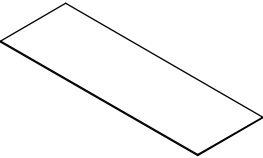
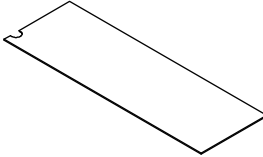
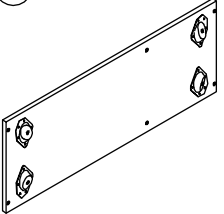
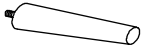
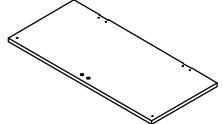
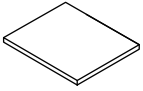
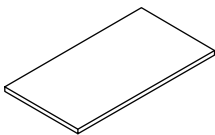

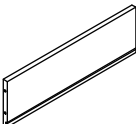


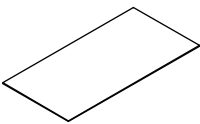
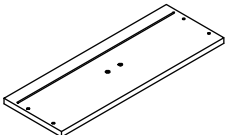
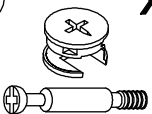
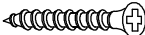


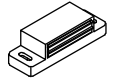


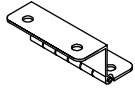


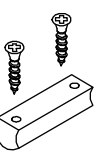
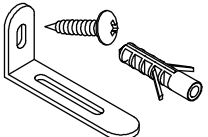



Non toccare mai con oggetti appuntiti o prodotti chimici corrosivi, che potrebbero danneggiare la superficie dell'articolo.

Non esporre il prodotto alla luce diretta del sole o alla pioggia; e non metterlo in un luogo umido.

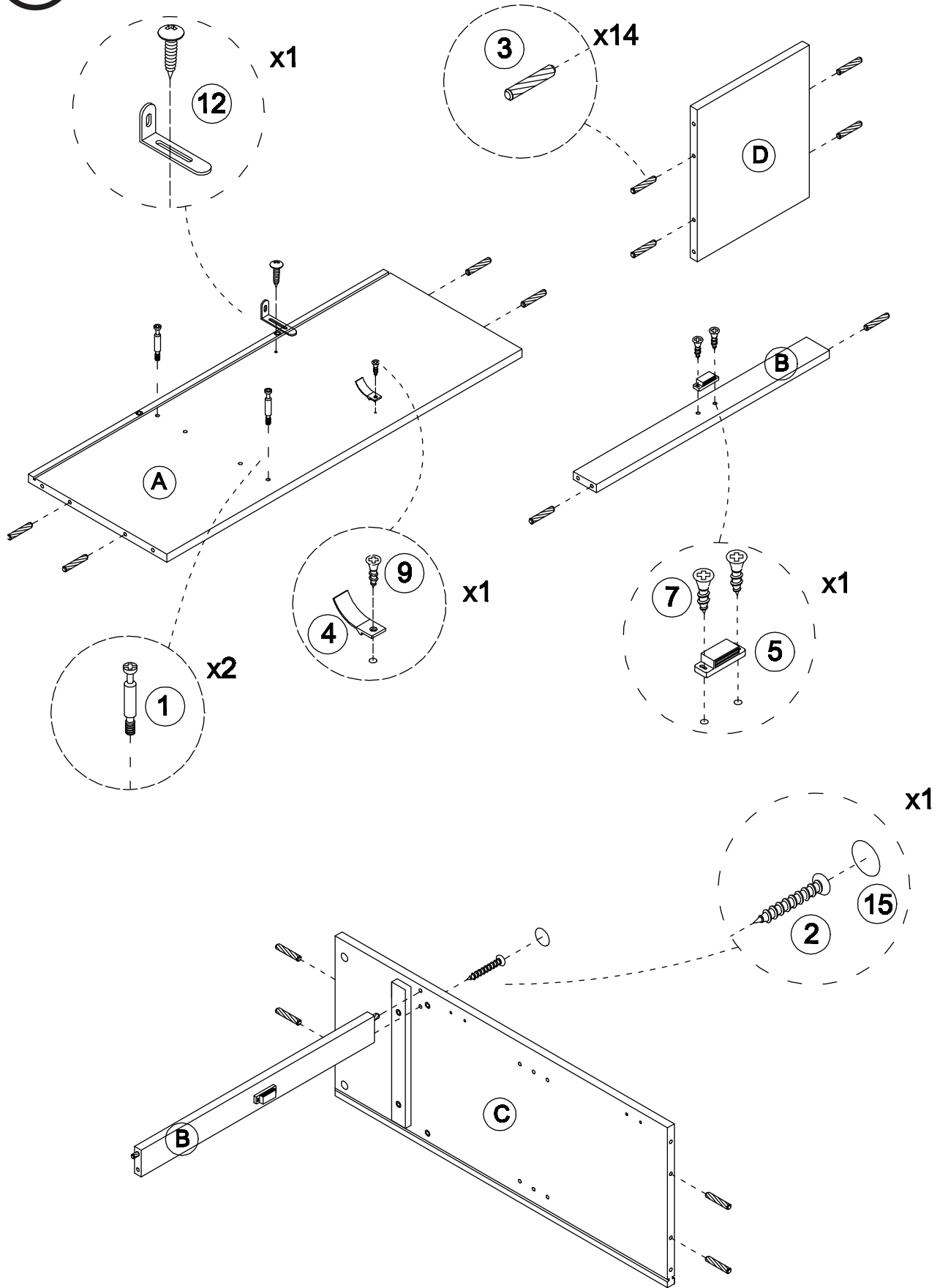
Tools Required:



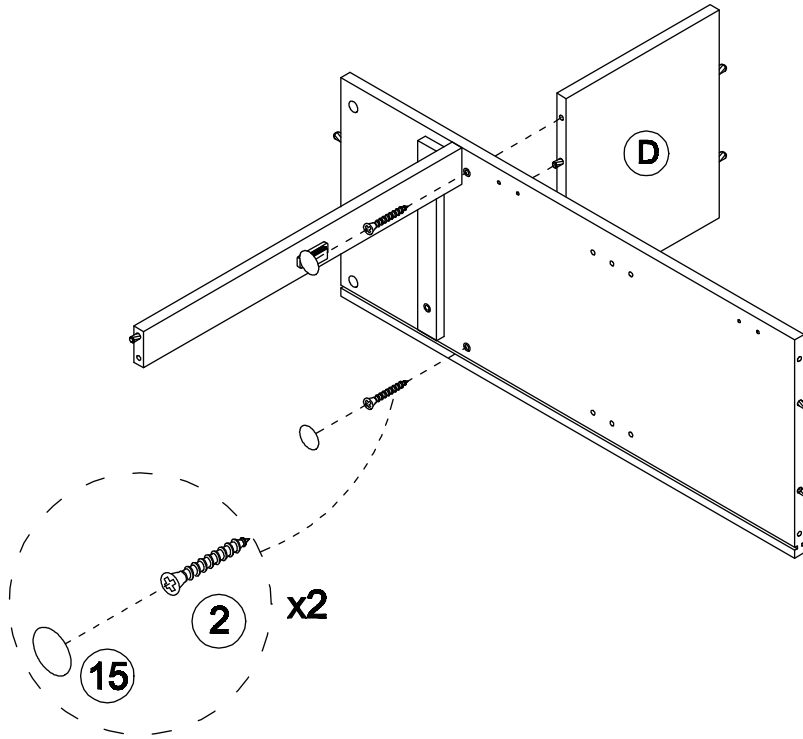
| | | |
|---|---|---|
|  Bolt Bolzen Boulon Bullone Perno  Connecting piece Verbindungsbeschlag Pièce de raccord Pezzo di bloccaggio Pieza de sujetación |  <p>Adjust connecting piece direction until it is properly lined up with the hole.</p> <p>Stellen Sie den Verbindungsbeschlag so ein, dass er wie im Bild gezeigt ausgerichtet ist</p> <p>Ajustez l'écrou selon le schéma</p> <p>Regolare la direzione di pezzo di collegamento come la condizione illustrata</p> <p>Ajustar la pieza de sujetación según la dirección ilustrada</p> |  <p>Insert bolt when connecting piece direction is properly lined up.</p> <p>Setzen Sie erst dann den Bolzen ein</p> <p>Insérez le boulon quand la pièce de raccord est dans telle condition</p> <p>Inserire il bullone quando il pezzo di collegamento è in tale condizione</p> <p>Insertar el perno cuando se encuentre así la pieza de sujetación</p> |
| <p>A1.</p>  | <p>A2.</p>  | <p>A3.</p>  |

| | | | | |
|--|--|--|--|---|
| A x1  | B x1  | C x1  | D x1  | E x1  |
| F x1  | G x1  | H x2  | I x1  | J x1  |
| K x4  | L x2  | M x1  | N x1  | O x1  |
| P x1  | Q x1  | R x1  | S x1  | T x1  |
| 1 x6  | 2 x23  | 3 x22  | 4 x1  | 5 x1  |
| 6 x9  | 7 x11  | 8 x4  | 9 x19  | 10 x2  |
| 11 x3  | 12 x1  | 13 x8  | 14 x4  | 15 x10  |

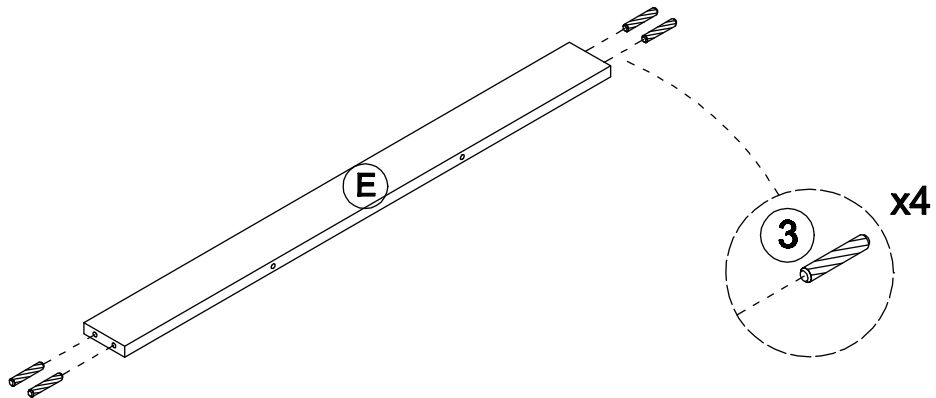
1



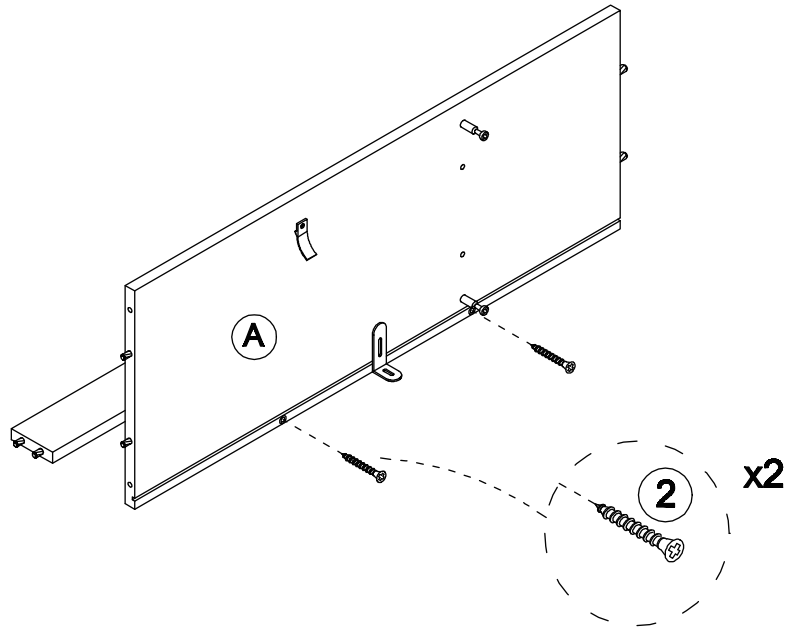
2



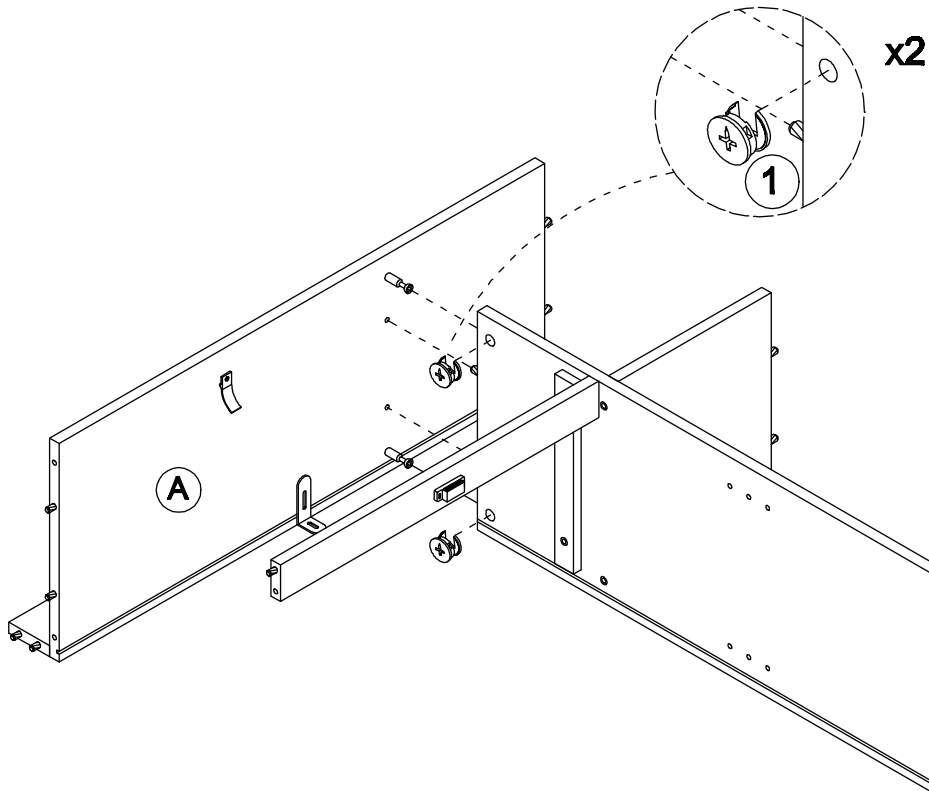
3



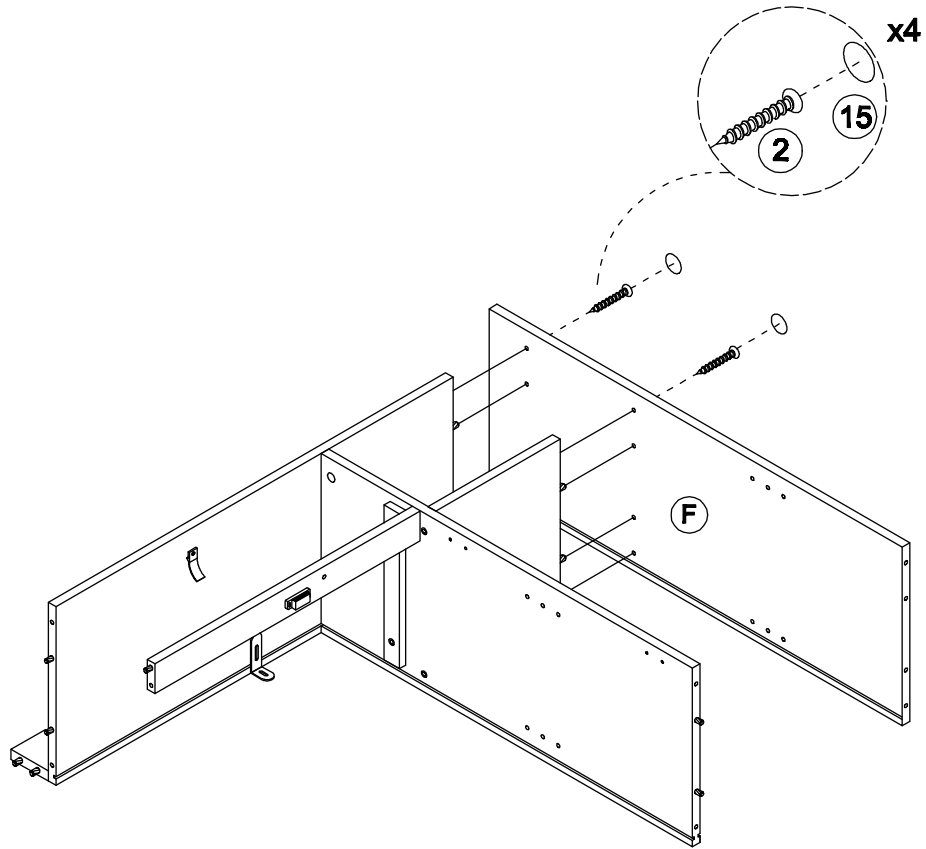
4



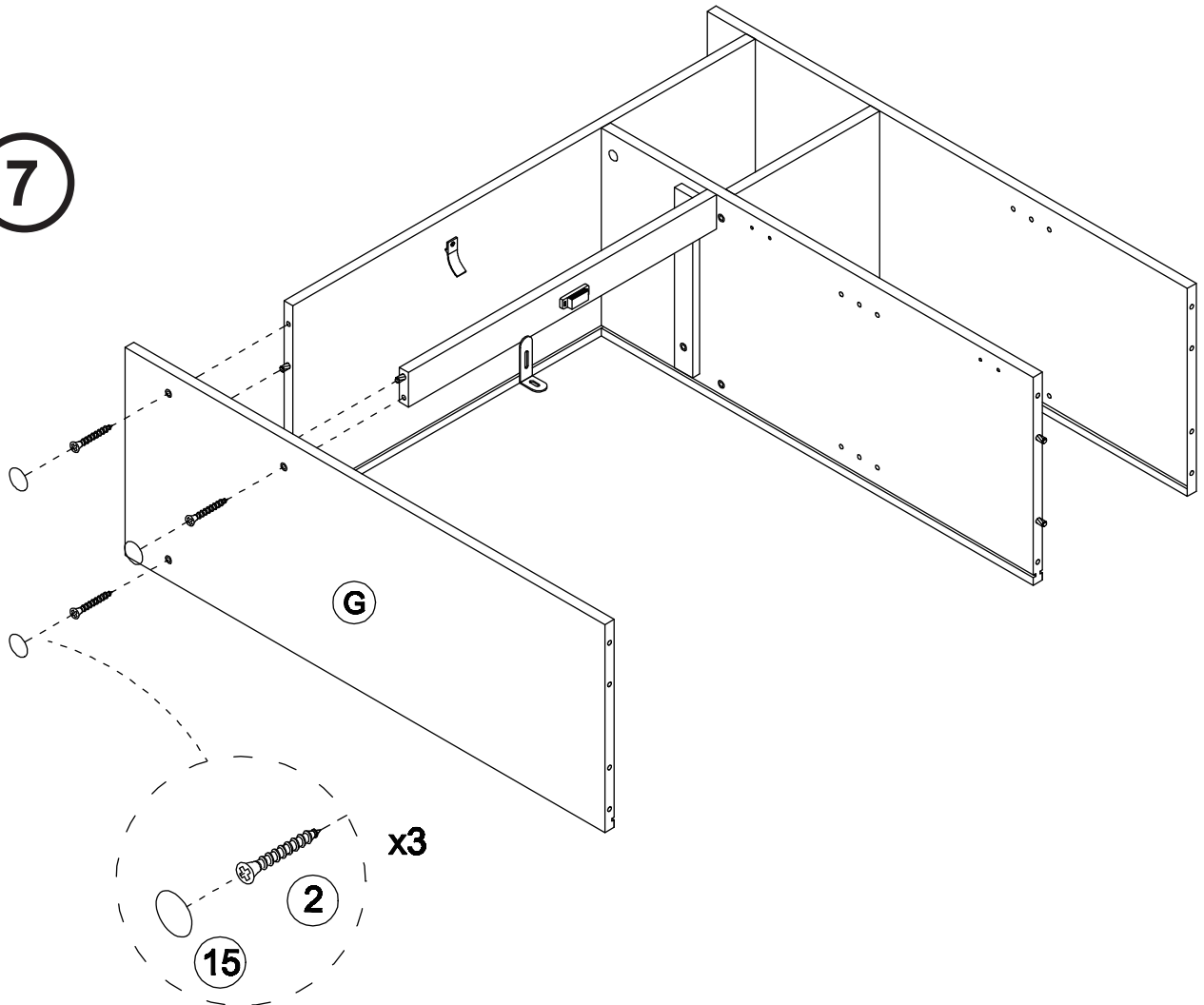
5



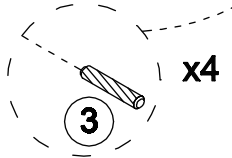
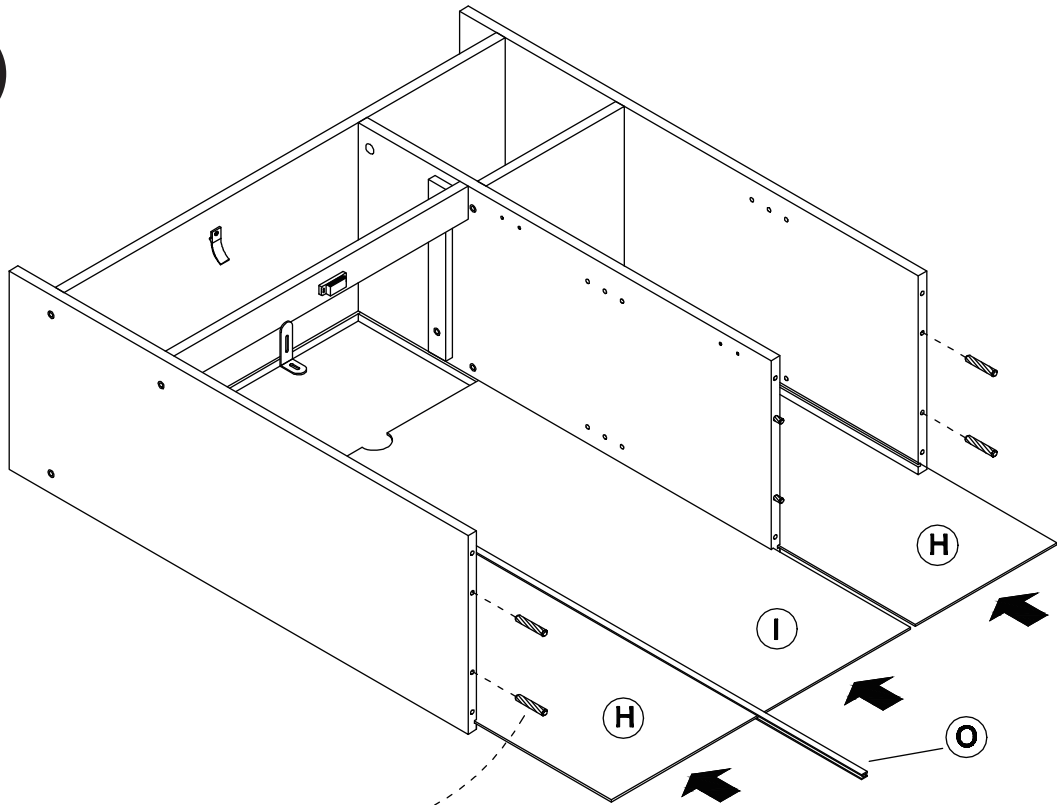
6



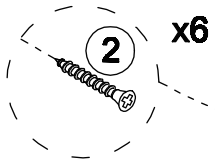
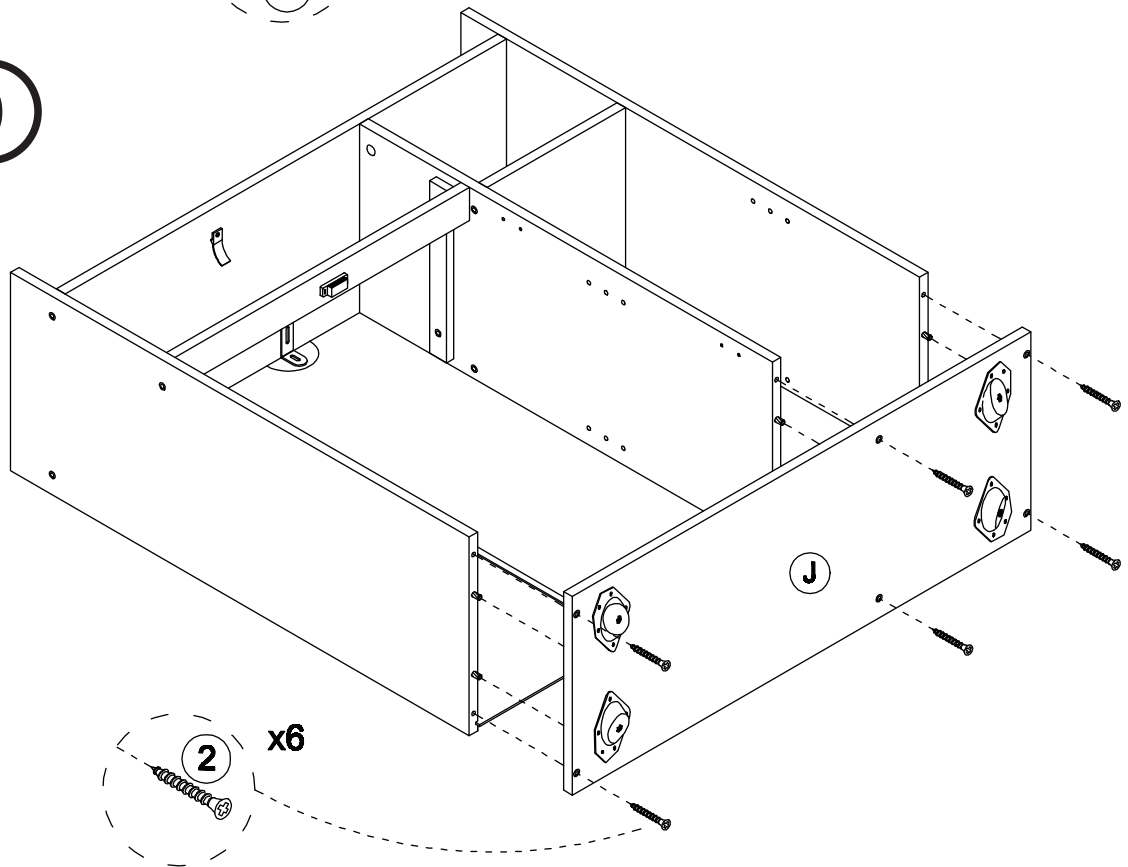
7



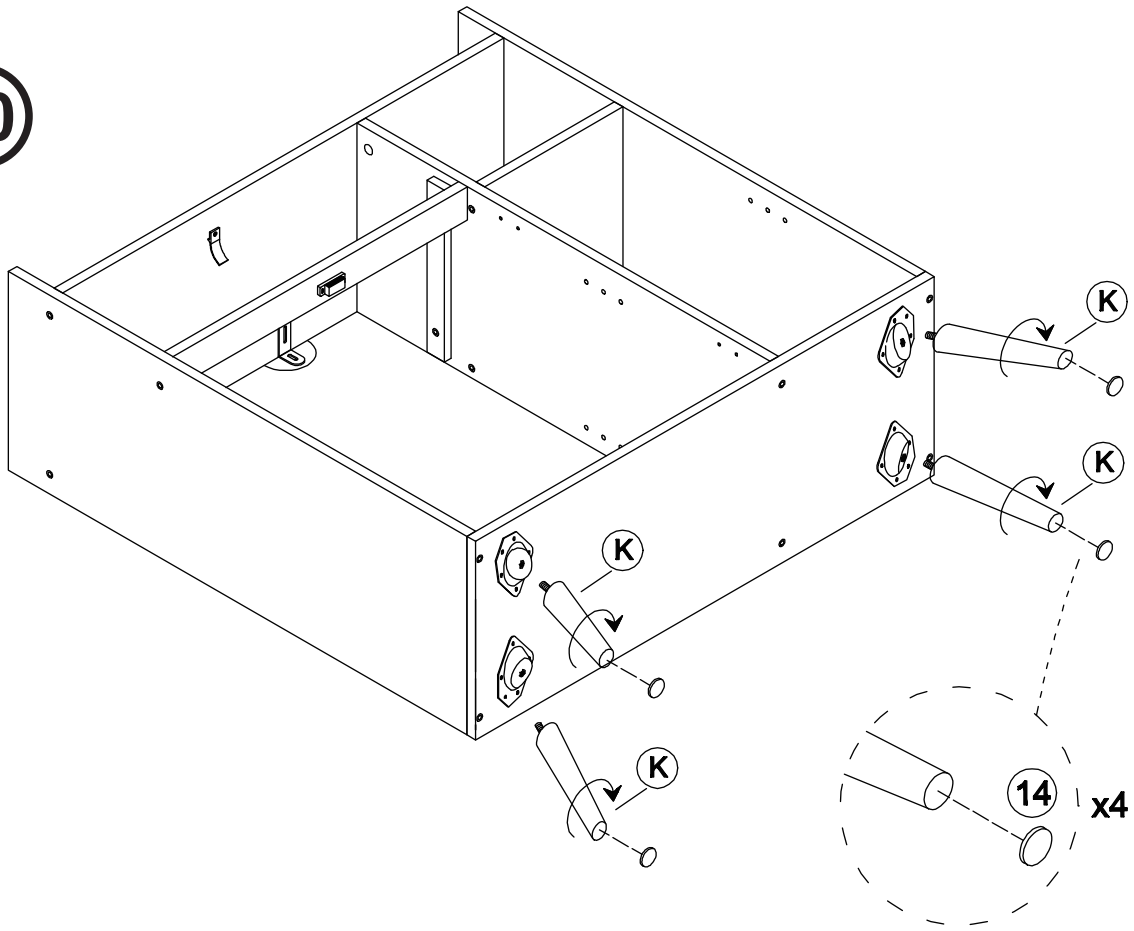
8



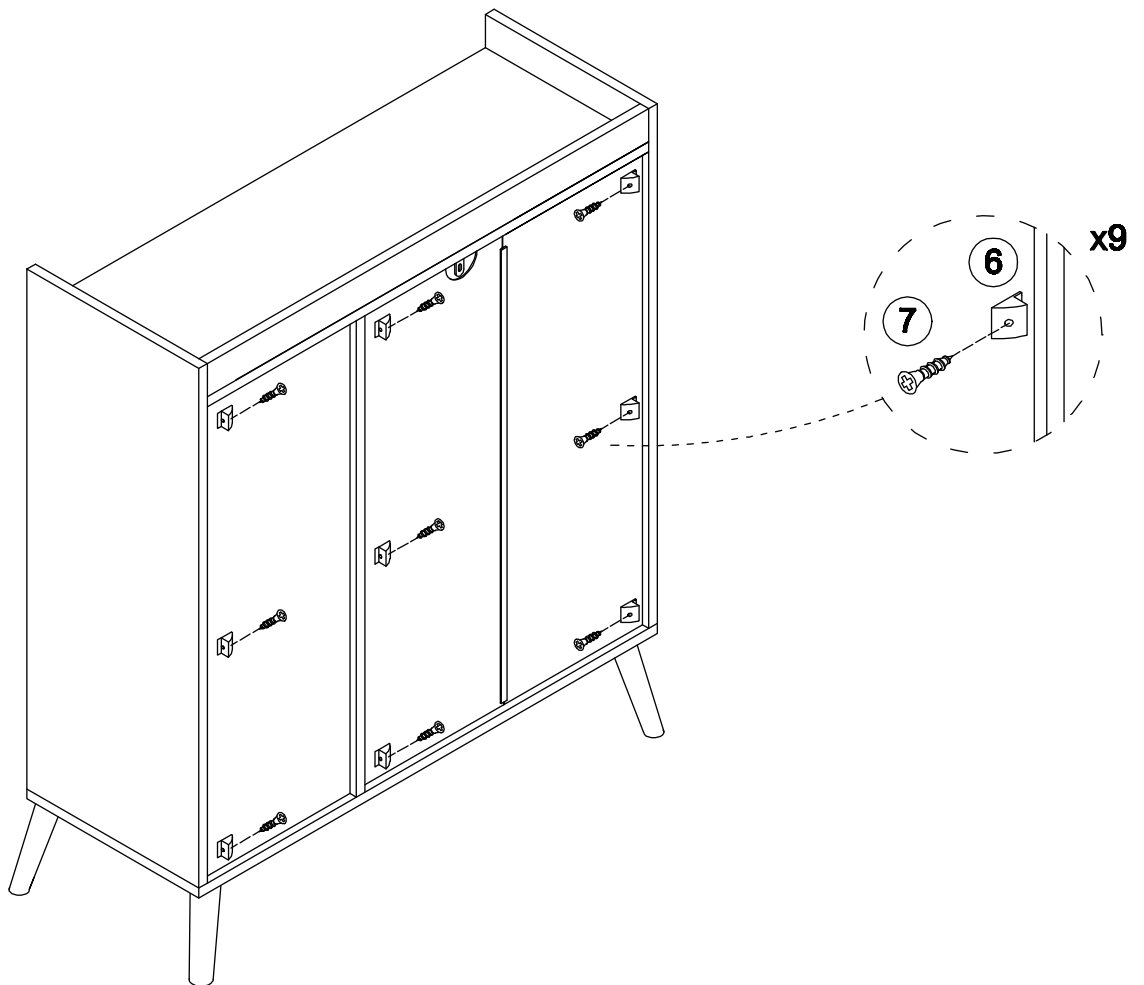
9



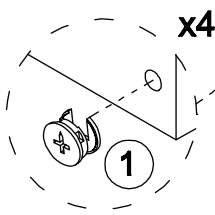
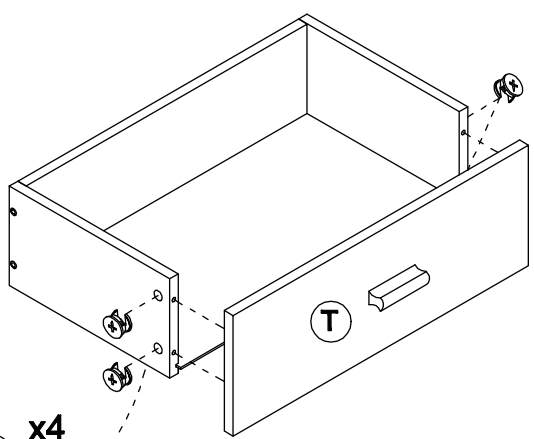
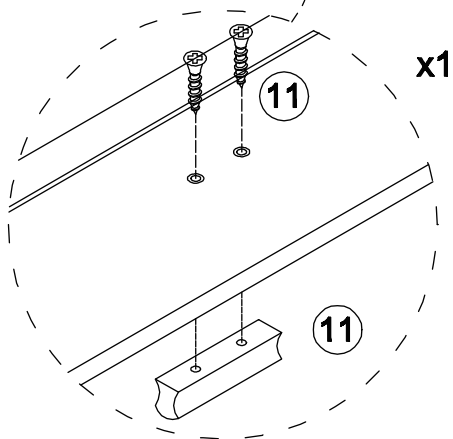
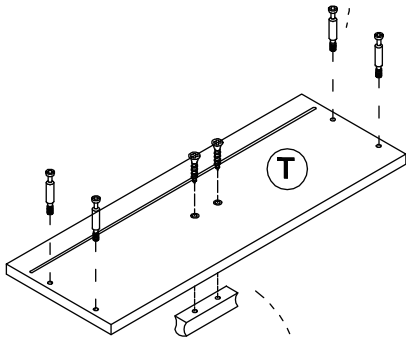
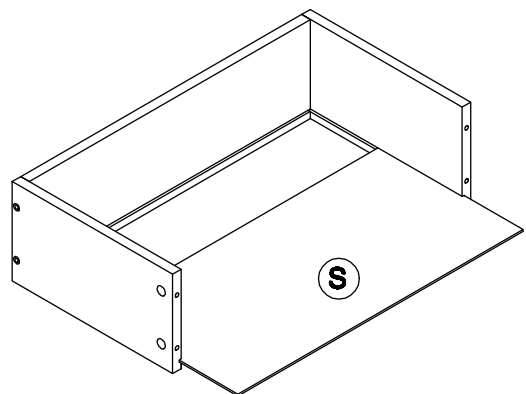
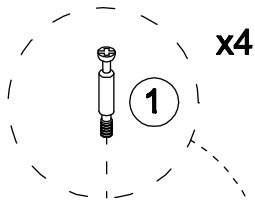
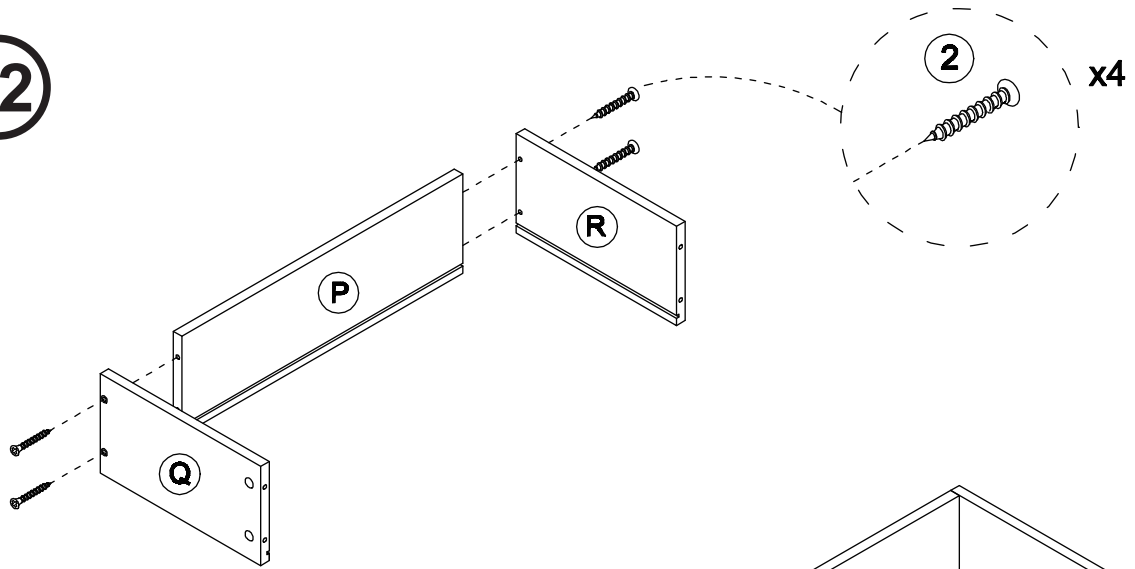
10



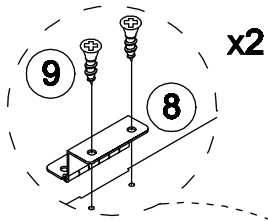
11



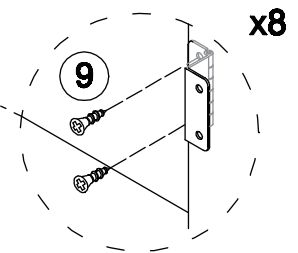

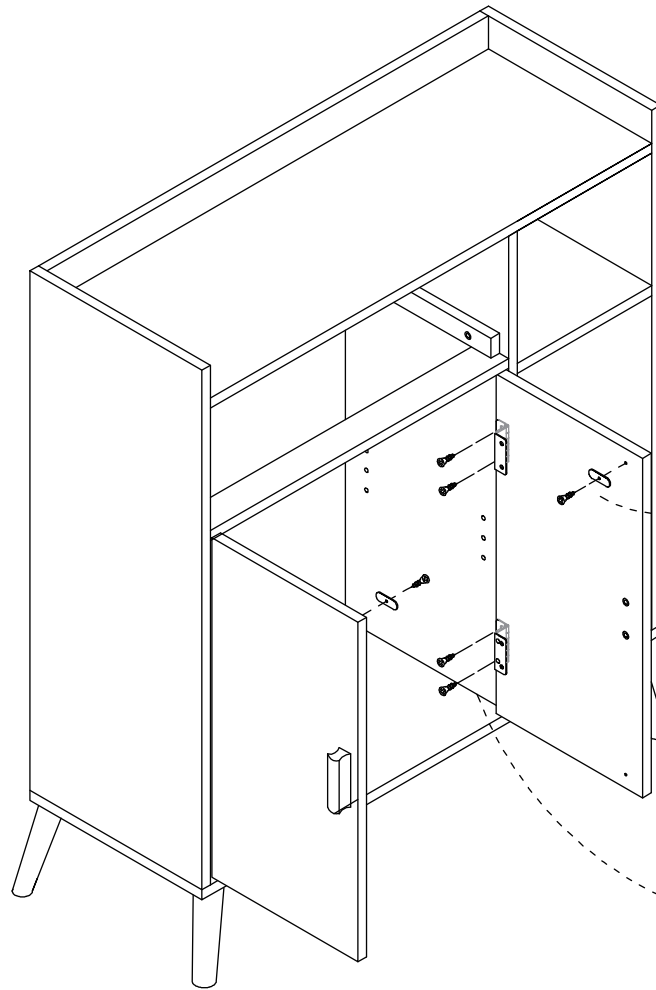
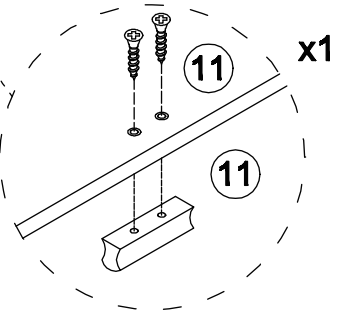
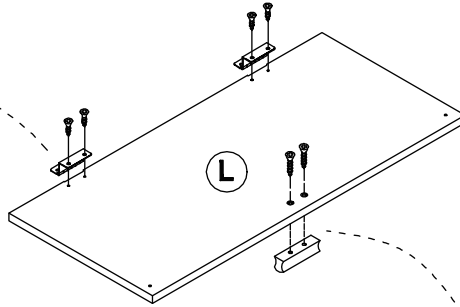
12



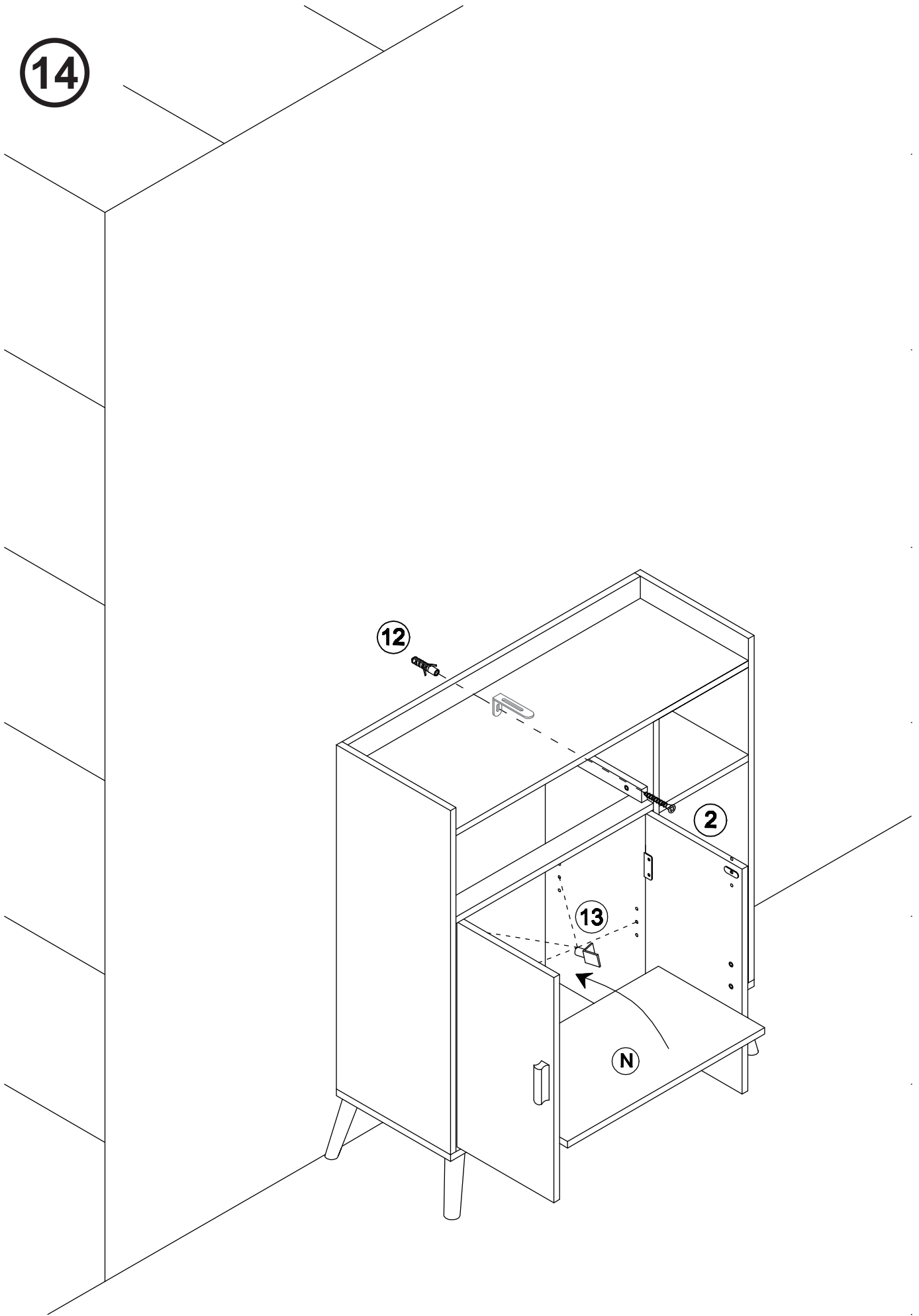
13



x2



14



15

