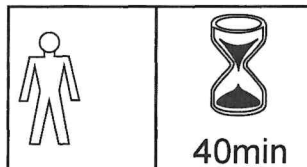


# GRDTC 102



Thank you for choosing this furniture.

**PLEASE RETAIN ALL PACKING UNTIL YOU HAVE COMPLETED ASSEMBLY.**

This furniture is suitable for indoor or outdoor use.

## Caring for your furniture.

Any fluid spills, especially strong coloured liquids should be removed as quickly as possible.

Do not place hot objects directly onto surfaces.

Always lift your furniture when moving as dragging may cause damage to your furniture or flooring.

## Indoor use.

Please avoid placing your furniture close to radiators or other direct sources of heat as it may cause distortion.

## Outdoor use.

This product contains a UV inhibitor to delay the effects of colour fading.

Colour fading will occur with exposure to sunlight, the amount of fading is determined by this and is an unavoidable natural effect.

Plastics can also be affected by continued exposure to cold weather so we advise storing indoors during the winter months.

In the event metal parts are scratched or damaged exposing bare metal please treat the affected area with a rust repelling varnish or similar.

The use of a furniture cover (not supplied) is recommended to maintain your furniture in best condition.

## After care.

Do not use a pressure washer as it may damage the surface.

Wipe the surfaces with a damp cloth, do not use bleach, solvents or abrasive cleaners.

Retain the Allen key provided and periodically check all fixings and tighten if necessary.

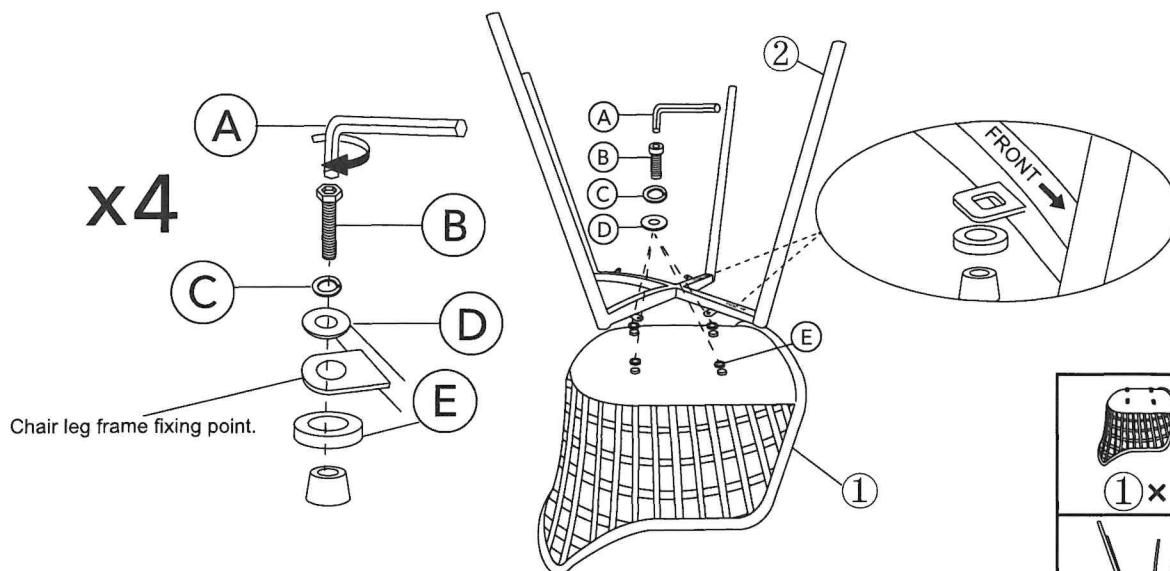
## Recycling.

Packaging is suitable for local recycling.

At end of use this product should not be discarded with household waste. Please dismantle and separate the components for disposal at your local authority waste disposal centre.

## PARTS LIST

Build your furniture on a soft clean cover to stop the components from getting marked during assembly.



Ax1



Bx4



Cx4



①x1



Dx4



②x1



Ex4

Handy Hint: insert bolts B into the corresponding holes in the underside of the chairs do not fully tighten. Once all bolts are inserted go back round each bolt and then fully tighten.

## BEFORE YOU START ASSEMBLY

Please check you have all the correct parts and fittings as detailed on the parts list above.


In the unlikely event that you require spare parts please refer to your delivery note for details of how to order on our parts website.

**[www.coreproducts.co.uk/parts](http://www.coreproducts.co.uk/parts)**

BATCH NUMBER

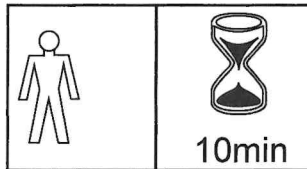
**FENG7395**

Manufactured in PRC for Core Products Ltd, Perth, Scotland. PH1 3DZ



**CP 3/24**

# GRDTC 102



Thank you for choosing this furniture.

**PLEASE RETAIN ALL PACKING UNTIL YOU HAVE COMPLETED ASSEMBLY.**

This furniture is suitable for indoor or outdoor use.

#### **Caring for your furniture.**

Any fluid spills, especially strong coloured liquids should be removed as quickly as possible.

Do not place hot objects directly onto surfaces.

Always lift your furniture when moving as dragging may cause damage to your furniture or flooring.

#### **Indoor use.**

Please avoid placing your furniture close to radiators or other direct sources of heat as it may cause distortion.

#### **Outdoor use.**

This product contains a UV inhibitor to delay the effects of colour fading.

Colour fading will occur with exposure to sunlight, the amount of fading is determined by this and is an unavoidable natural effect.

Plastics can also be affected by continued exposure to cold weather so we advise storing indoors during the winter months.

The use of a furniture cover (not supplied) is recommended to maintain your furniture in best condition.

#### **After care.**

Do not use a pressure washer as it may damage the surface.

Wipe the surfaces with a damp cloth, do not use bleach, solvents or abrasive cleaners.

#### **Recycling.**

Packaging is suitable for local recycling.

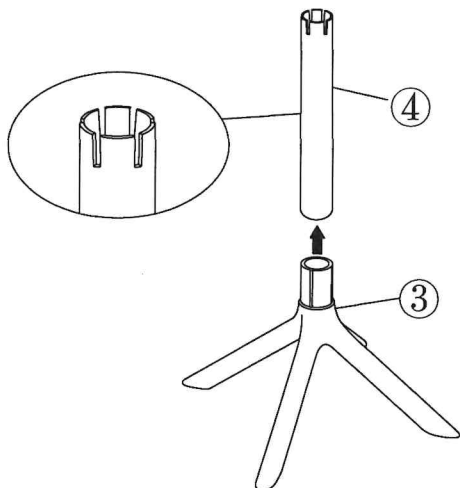
At end of use this product should not be discarded with household waste.

Please separate the components and dispose at your local authority waste disposal centre.

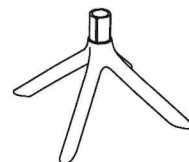
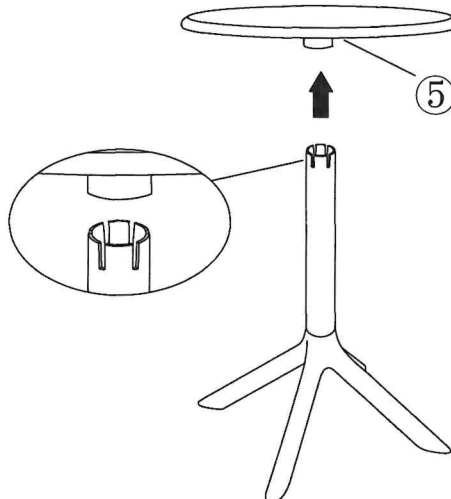
## PARTS LIST

Build your furniture on a soft clean cover to stop the components from getting marked during assembly.

1



2



③×1



④×1



⑤×1

## BEFORE YOU START ASSEMBLY

Please check you have all the correct parts.

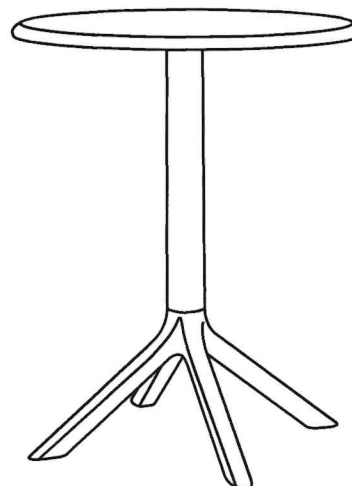
In the unlikely event that you require spare parts please refer to your delivery note for details of how to order on our parts website.

**[www.coreproducts.co.uk/parts](http://www.coreproducts.co.uk/parts)**

BATCH NUMBER

**FENG7395**

Manufactured in PRC for Core Products Ltd, Perth, Scotland. PH1 3DZ



**CP 3/24**