




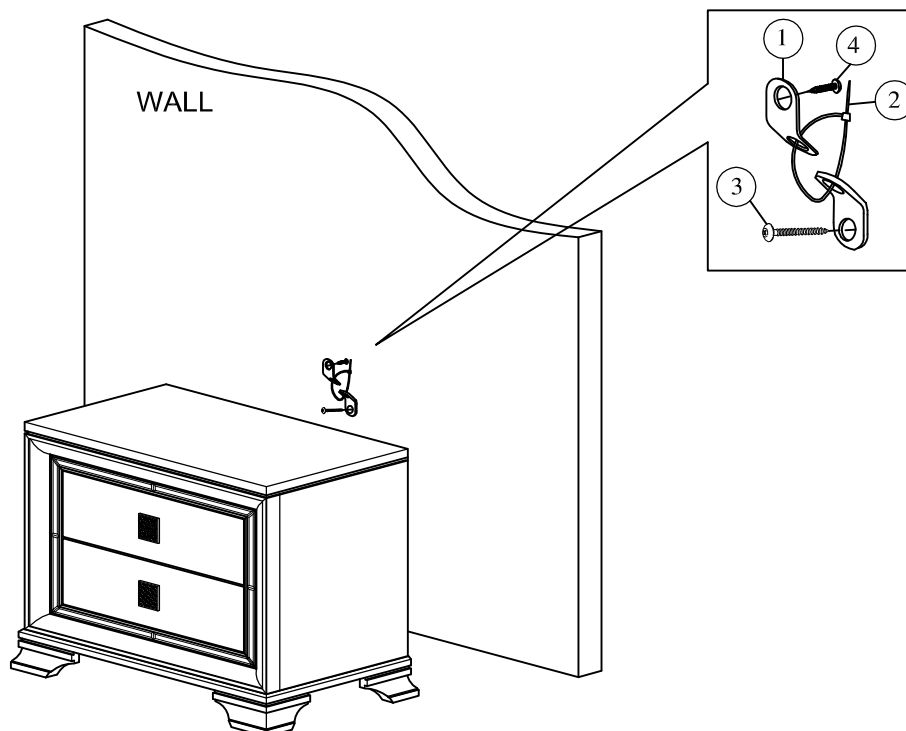
ASSEMBLY INSTRUCTION

DESCRIPTION : NIGHT STAND

Thank you for purchasing this quality product. Be sure to check all packing material carefully for small parts which may have loose inside the carton during shipment. Identify and count all parts and compare with the parts list below.

(BOX OF NIGHT STAND) HARDWARE LIST (ANTI TIPPING)

NO	DRAWING	DESCRIPTION	QTY
1		Bracket	2pcs
2		Tie Wrap	1pc
3		Screw (Long)	1pc
4		Screw (Short)	1pc



THE ANTI TIPPING HARDWARE IS LOCATED 1ST DRAWER OF NIGHT STAND

NOTE : MUST TIGHTEN SCREW PERIODICALLY. WITH USE SCREW MAY BECOME LOOSE.
CHECK TIGHTNESS OF ALL SCREW EVERY 6-8 WEEKS.

CLEANING INSTRUCTION

After assembly , clean & polish the completed parts if necessary with softcloth and industrial recognized furniture polish