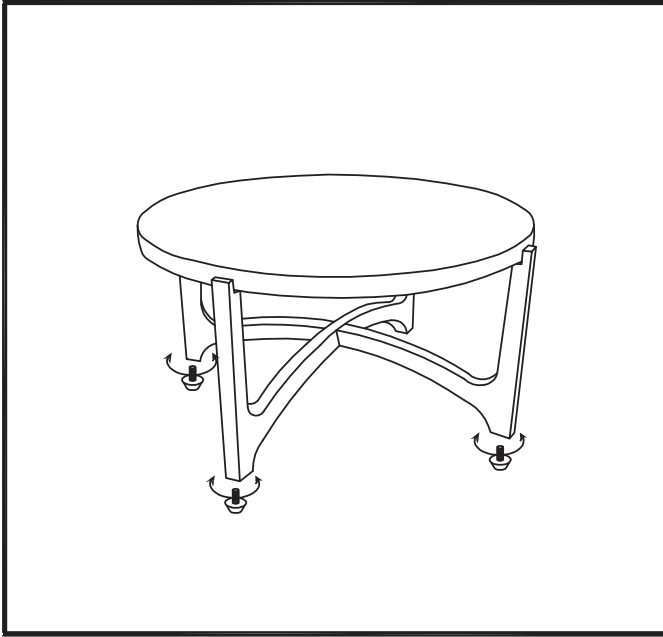


# ASSEMBLY INSTRUCTION

## DESCRIPTION Round Cocktail Table

Thank you for purchasing this quality product. Be sure to check all packing material carefully for small parts which may have come loose inside the carton during shipment. Identify and count all parts and compare with the parts list below:



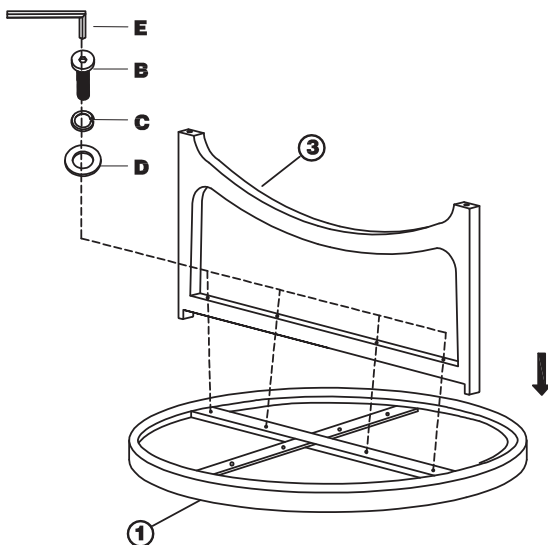
### HARDWARE LIST

NO.	SKETCH	HARDWARE	Q'TY
A		Bolt Ø1/4" x 5/8"	6 pcs
B		Bolt Ø1/4" x 2-1/2"	8 pcs
C		Spring Washer	14 pcs
D		Flat Washer	14 pcs
E		Allen Wrench 4mm	1 pc
F		Metal Plate	1 pc

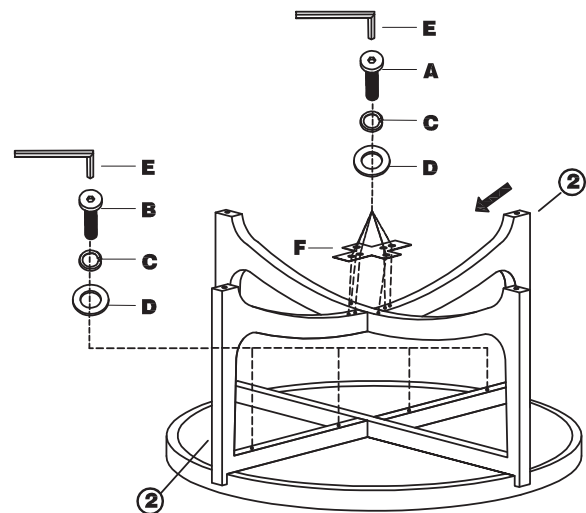
### PARTS LIST

NO.	SKETCH	PART	Q'TY
①		Top Panel	1 pc
②		Short Leg Frame	2 pcs
③		Long Leg Frame	1 pc

### STEP 1



### STEP 2



**NOTE: DO NOT TIGHTEN ALL THE BOLTS UNTIL THEY ARE INSTALLED IN CORRESPONDING HOLES!**