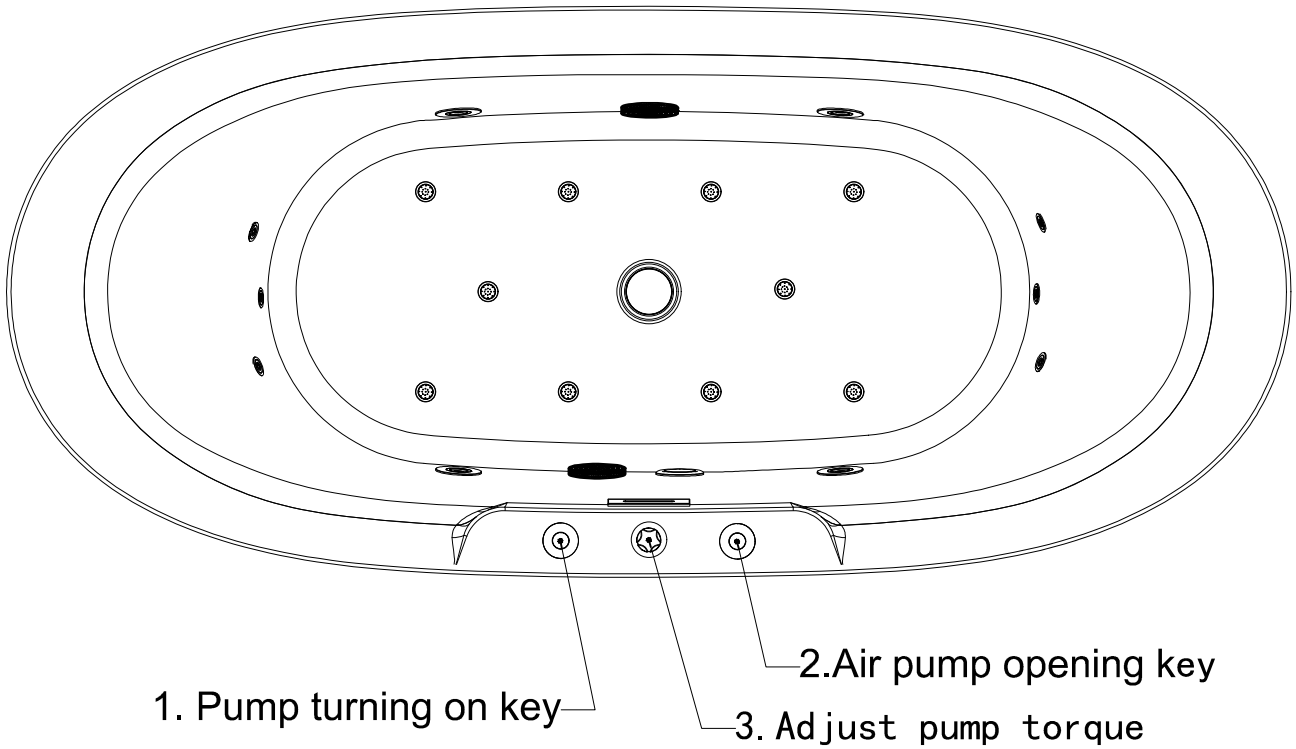


Whirlpool operating instructions

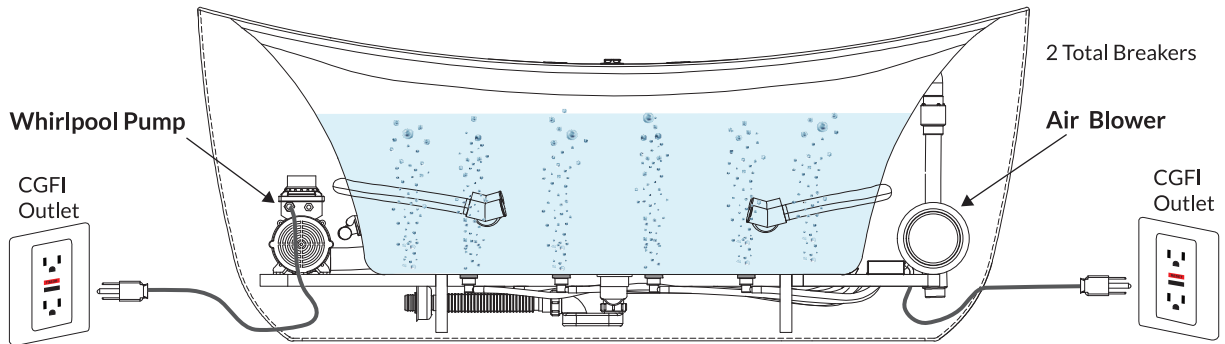
GD-8305B-180




- A. 1 for the water pump switch, press once to open and then press once to close
- B. 2 for the air pump switch, press once to open, then press once to close
- C. 3 adjust the torque of the pump, turn the massage to the left to weaken the strength, and turn it to the right to strengthen it

INSTALLATION GUIDE
MODELS : GD-8305B-180
Size : 1800×800×720

Voltage / Hz	Power	Current
110V / 60HZ	1.05KW	10 A



**120V 15AMP
Dedicated
GFCI Breaker**

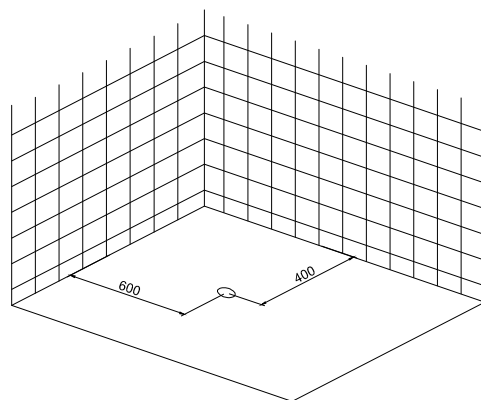
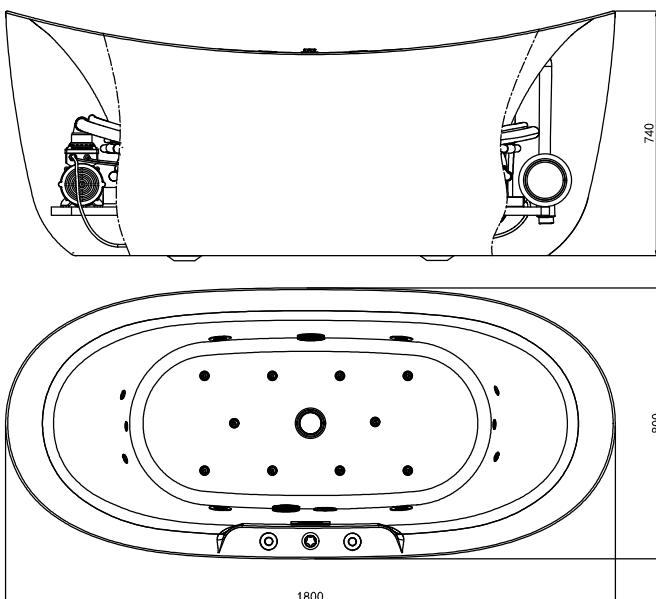


In the example above, there are 2 Dedicated 15AMP 110V GFCI Breakers.

1. One (1) Dedicated GFCI Breaker for the Whirlpool Pump
2. One (1) Dedicated GFCI Breaker for the Air Massage Blower

Each Accessory Requires a Dedicated 120V 15AMP GFCI Breaker.

THESE CANNOT BE SHARED



Floor-layout