

Assembly Instructions for 3304 Double Papasan Frame

Hardware



Allen Wrench
x 1

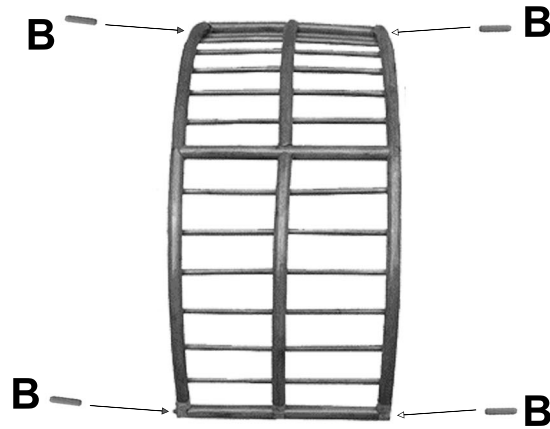


Bolt
x 16



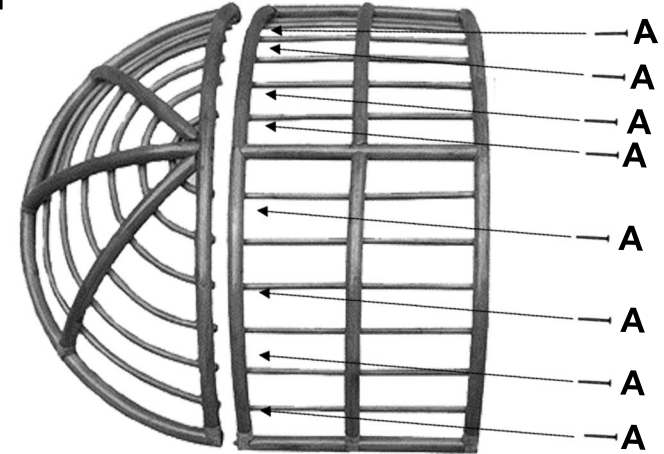
Dowel
x 4

Step 1:



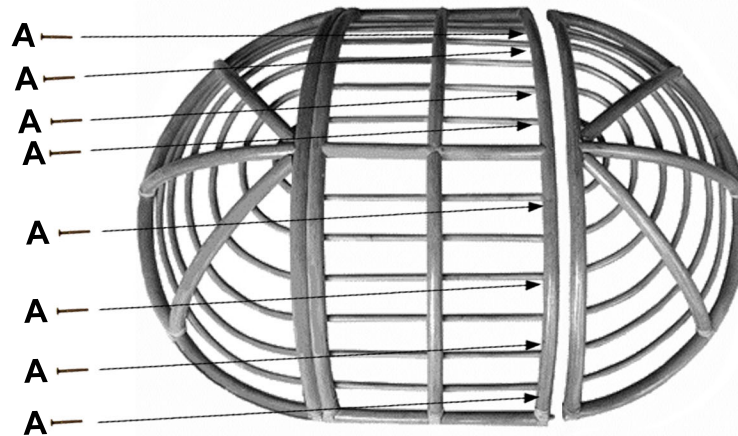
Insert dowels into pre-fitted
holes in center piece

Step 2:



Join one bowl piece to center section
using 8 of the bolts (Do not overtighten)

Step 3:



Attach remaining bowl piece in the same
fashion as step 2, using remaining 8 bolts
(Do not overtighten)

Step 4:



Place bowl on base, add a cushion, and
and enjoy your new double papasan!