

TRIPLE DRESSER

Assembly Instruction

A . Components :
1, Triple Dresser

Qty
1 x



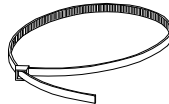
a



d



b



c



e

B . Hardware :

Qty

a. Screw Ø8 x 2"

1 x

b. Screw Ø8 x 5/8"

1 x

c. Restrain Strap

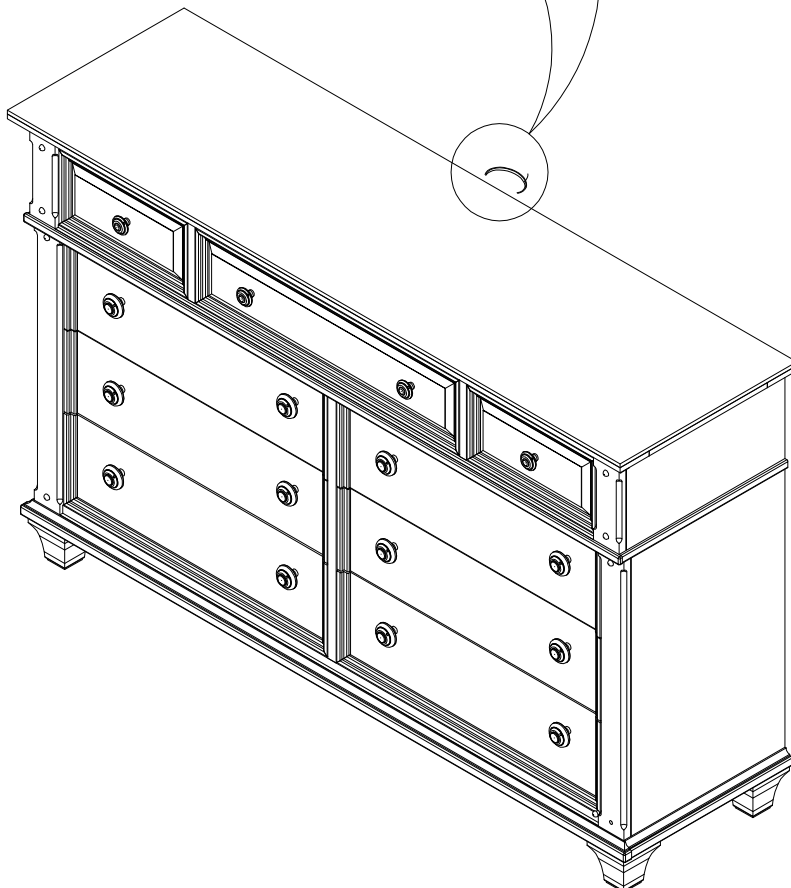
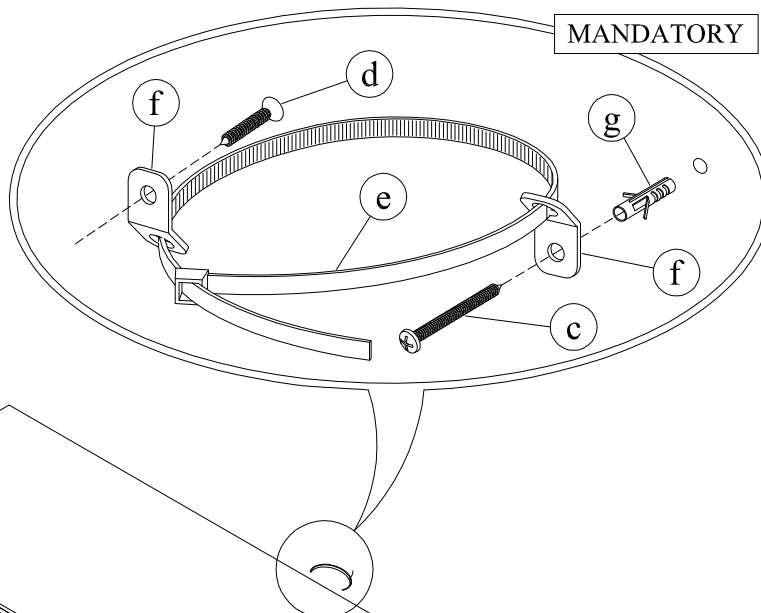
1 x

d. Metal Plate

2 x

e. Plastic Anchor

1 x



WARNING

Serious or fatal crushing injuries can occur from furniture tipover. To help prevent tipover:

- Install tipover restraint provided.
- Place heaviest items in the lowest drawers.
- Unless specifically designed to accommodate, do not set TV's or other heavy objects on top of this product.
- Never allow children to climb or hang on drawers, doors, or shelves.
- Never open more than one drawer at a time.
- (OR)
- Do not defeat or remove the drawer interlock system

Use of tipover restraints may only reduce, but not eliminate, the risk of tipover.

This is a permanent label. Do not remove!