
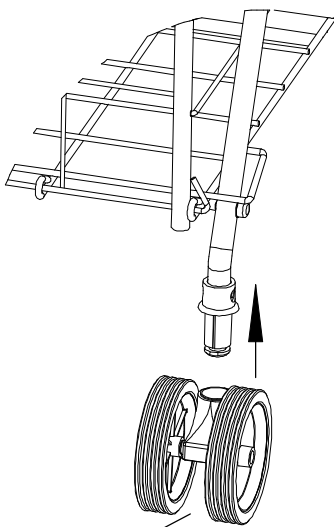


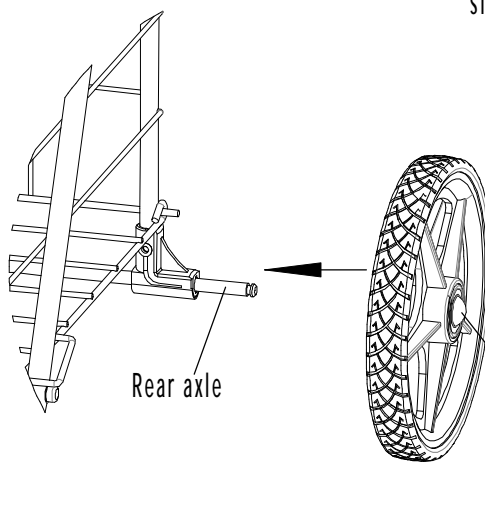
ASSEMBLY INSTRUCTIONS OF SHOPPING CART



To remove the back wheels, simply push the button and slide wheels off.



Push the wheel into the front leg of cart until it "clicks" into place.



Once the wheel is attached to axle, push the button in while gently pushing down then release the button and push up ensuring it snaps on.