

ASSEMBLY INSTRUCTION

MODEL: 6500 PF

CAUTION: PLEASE READ ALL INSTRUCTIONS BEFORE STARTING THE ASSEMBLY OF THIS PRODUCT. THESE PIECES ARE HEAVY. IN ORDER TO PREVENT PERSONAL INJURY AND ENSURE THAT THIS PRODUCT IS NOT DAMAGED DURING THE ASSEMBLY PROCESS, IT IS STRONGLY RECOMMENDED THAT YOU ENLIST THE ASSISTANCE OF ONE OR MORE PEOPLE.

ATTENTION: VEUILLEZ LIRE TOUTES LES INSTRUCTIONS AVANT DE COMMENCER L'ASSEMBLAGE DE CE PRODUIT. LES PIECES SONT LOURDES. POUR EVITER TOUTE BLESSURE ET POUR VOUS ASSURER QUE LE PRODUIT N'EST PAS ENDOMMAGE'PENDANT L'ASSEMBLAGE, NOUS VOUS RECOMMANDONS DE FAIRE APPEL A UNE OU PLUSIEURS AUTRES PERSONNES.

CUIDADO: FAVOR DE LEER TODAYS LAS INSTRUCCIONES ANTES DE ENSAMBLAR SU PRODUCTO. ESTAS PIEZAS SON PESADAS. PARA PREVENIR HERIDAS PERSONALES Y ASEGURAR QUE SU PRODUCTO NO SEA DAN ADO MIENTRAS ES ENSAMBLADO, SE RECOMIENDA LA ASISTENCIA DE UNA O MAUS PERSONAS.

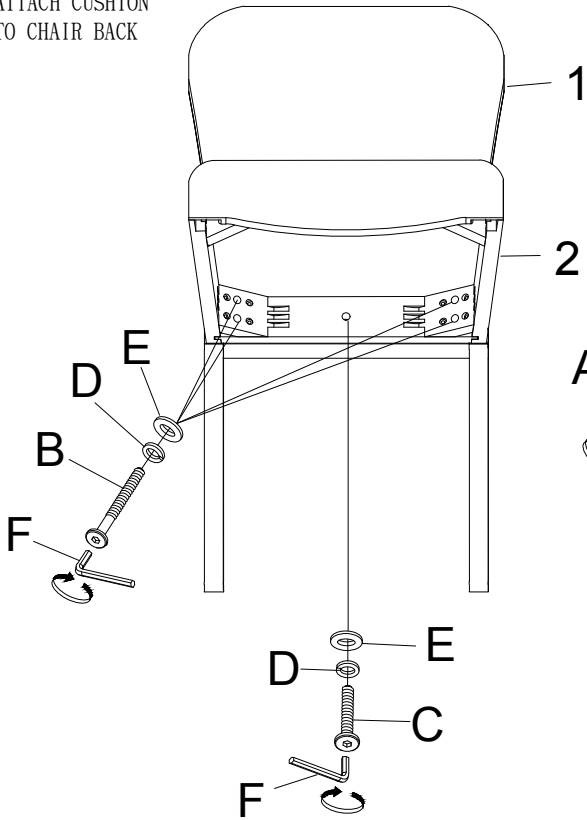
WARNING.....PROTECTIVE GLIDE IS PLACED UNDER LEGS OF FURNITURE TO RESIST SCRATCHES TO FLOOR SURFACE. SOME FLOOR SURFACES CAN BE EXTRA SENSITIVE TO MARKING. IF YOU ARE NOT SURE CONSULT WITH YOUR DEALER.

AVERTISSEMENT... LES PIEDS DES MEUBLES SONT MUNIS DE PATINS DESTINÉS À PROÉGER LE PLANCHER. CERTAINS REVÊTEMENTS DE SOL PEUVENT ÊTRE TRÈS FRAGILES. EN CAS DE DOUTE, CONSULTER LE MARCHAND.

Important: Tighten firm but do not over tighten

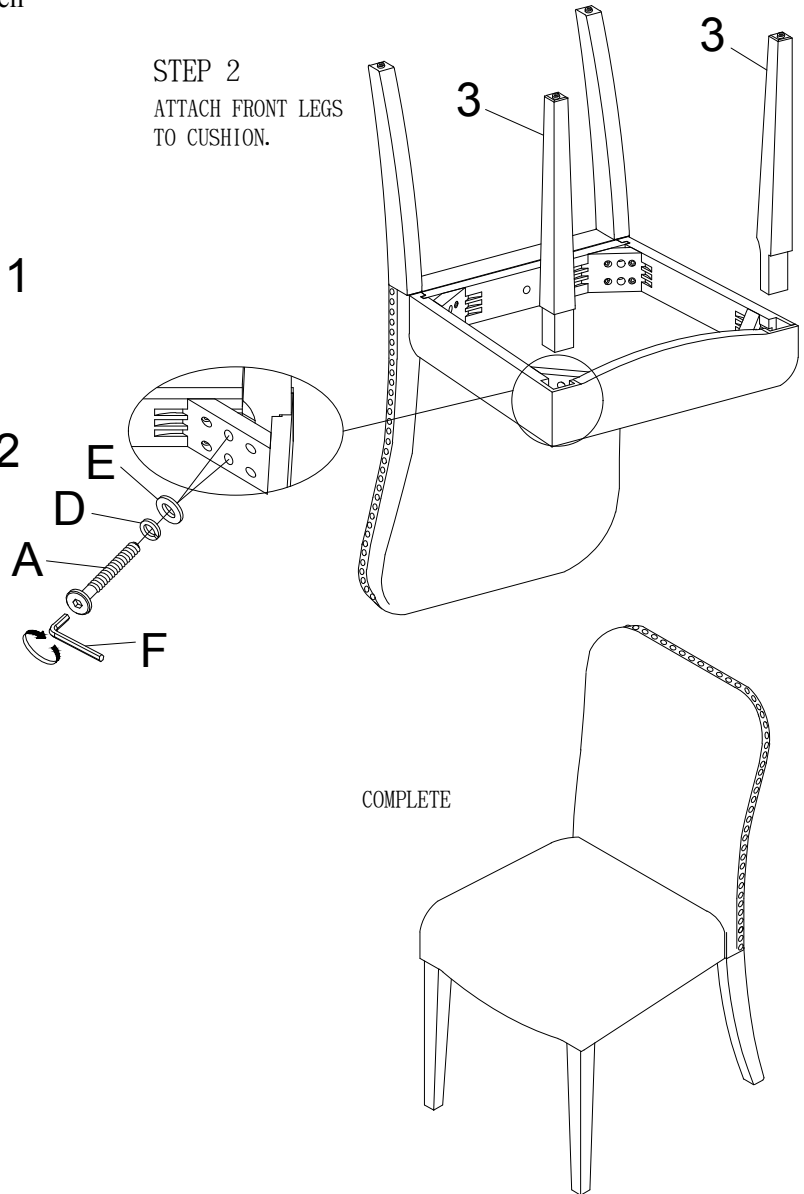
STEP 1

PUT SEAT BACK ON A SOFT AND FLAT SURFACE. ATTACH CUSHION TO CHAIR BACK



STEP 2

ATTACH FRONT LEGS TO CUSHION.

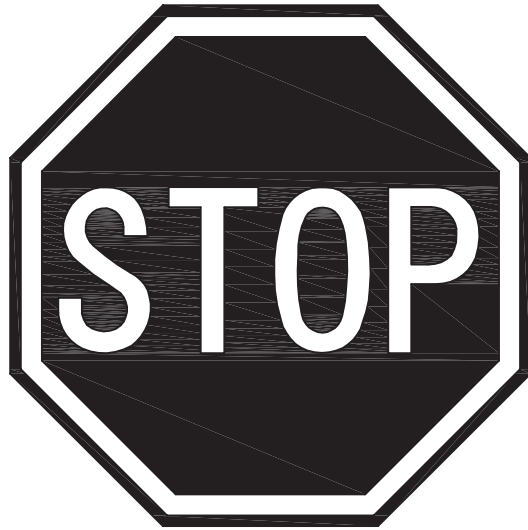


PART LIST

NO.	DESCRIPTION	Q'ty
1	CHAIR BACK	1
2	CUSHION	1
3	LEG	2

HARDWARE LIST

NO.	DESCRIPTION	Q'ty
A	BOLT (Ø5/16"*2-1/4")	4
B	BOLT (Ø5/16"*3-1/4")	4
C	BOLT (Ø5/16"*1-3/4")	1
D	LOCK WASHER (5/16")	9
E	FLAT WASHER (5/16"*22mm)	9
F	ALLEN WRENCH (4mm)	1



*****I M P O R T A N T M E S S A G E*****

Please check to insure you have received all parts listed on the instruction sheet provided. If you did not receive all parts or received damaged parts please email or call the following:

Email: shannon@comfortpointe.com

Phone: 336-861-0604 Contact: Shannon

Office hours 8am to 6pm EST

You will need to provide the item number purchased, your reference number, and identify which part is missing/damaged, all parts orders are considered priority.

Thank You