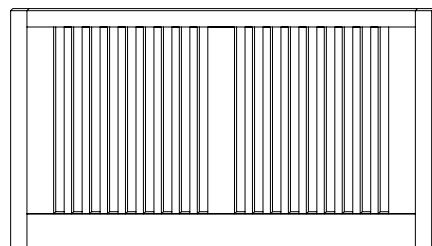


Full / Queen Headboard

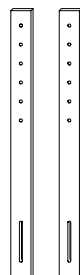
Assembly Instructions

1 Parts List



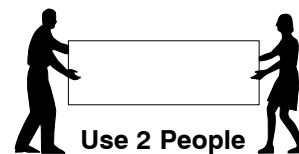
A

Headboard
Panel x 1



B

Support
Bars x 2



Use 2 People



2 Hardware List



1 M6 x 35mm JCB
x 10



2 Spring Washer
x 10



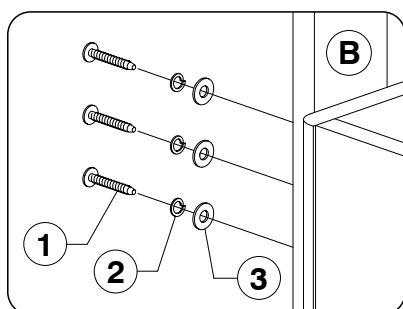
3 Flat Washer
x 10



4 Allen Key
x 1

Note: Do not assemble
using power tools.
This can cause the bolts
to be overtightened

3 Assemble the Support Bars (B) to the Headboard Panel.



✓ Footboard, Rails & Slats
are packed in separate
Boxes with Bolts.

4 Assemble the Headboard Panel (A) to the Support Bars (B).

